



08  
ANNUAL REPORT

# Making WAVES



Swimming New Zealand gratefully acknowledges the support from the following sponsors and partners:



## Our key achievements

Moss Burmester – FINA World Championships (25m)  
GOLD in Commonwealth Record

Partnerships with Swim Coaches and Teachers of New Zealand  
and Water Safety New Zealand developed

New strategic vision for Swimming New Zealand developed

Swimming New Zealand database implemented

Oceania Open Water, Swimming and Synchronised Swimming  
Championships held in New Zealand

Swim Coaching and swim teaching qualification  
programmes re-developed

New Zealand confirmed as venue for leg of the FINA Open  
Water Marathon World Cup



## Contents

|    |                                |
|----|--------------------------------|
| 3  | Our Report                     |
| 4  | Our Strategic Goals 2004-2008  |
| 8  | Our High Performance Programme |
| 13 | Our Learn to Swim Programme    |
| 16 | Our Coaching Programme         |
| 17 | Our Events                     |
| 19 | Our People                     |
| 22 | Our Staff                      |
| 24 | Looking ahead                  |
| 25 | 2007 World Rankings            |
| 26 | New Zealand Records            |
| 36 | Our National Teams             |
| 40 | Scholarships/Awards            |
| 43 | Our Squads                     |
| 48 | International Officials        |
| 49 | Financial Statements           |





Murray Coulter



Mike Byrne

## Our Report

Swimming New Zealand has seen some big changes over the past 4 years, most have been exciting, many have been great and we also got some things wrong. We aimed to be *'leading sport in 2008'*.

In the last four years we have launched a new Brand, substantially improved governance, rebuilt strategic alliances with key partners such as Swim Coaches and Teachers of New Zealand (NZSCAT) and Water Safety New Zealand (WSNZ), introduced new corporate sponsorship, developed a new media interest with Trials events, opened a High Performance Centre, got officials in black pants, watched Moss Burmester win NZ's first individual World Short Course title and launched Quality Swim Schools to mention a few of our achievements. It has not been a static or uninteresting time and the commitment shown by all those involved to have a go and see if we could make a difference has been outstanding.

The initiatives we have all worked hard to deliver all align with our original strategy but they haven't always got us to the end we desired. Much of the issue appears to have been in 'delivery': we seem to try to do too much and don't do enough of it well enough. This is perhaps because we have not faced seriously enough the challenge of stopping some things that appear worthwhile.

In 2008, we have gone from a series of new and exciting opportunities into a necessary period of consolidation. This has seen some of the energy and sense of progress we generated as a wider team dissipate somewhat. But that time has passed.

We are now ready for the next major step. We have to build on the foundations we have laid over the past years and we have to learn from what went well and what didn't.

We are at a point now where we must be courageous and focused to deliver a select few well targeted and high profile goals. We must align our organisation like we never have before, with all our members in whatever capacity they participate, all striving for better results for New Zealand and New Zealanders. We need to share a vision, agree on the details of how we will deliver it and simply get on with what we do so well.

Murray Coulter  
Chairman/President

Mike Byrne  
CEO



# Our Strategic Goals

2004–2008

1

Swimming New Zealand will be recognised by all stakeholders as being **professional and a provider of excellent service.**

2

Swimming New Zealand will be **connected** to all areas of the aquatic sector and be the recognised authority and brand leader on all swimming related activities.

3

Swimming New Zealand will have a **World Class Sport and Coach Development** programme.

4

Swimming New Zealand will have **sufficient resources** to achieve and deliver its vision

5

Swimming New Zealand is regarded as **best practice in governance and leadership.**

Welcome to the

**7th Oceania**  
Swimming Championships  
5-8th June 2008 Christchurch, New Zealand

## 1 Professional and a provider of excellent service

- SNZ database implemented
- Pilot of online membership renewal underway
- 22% increase in club membership numbers
- 7th Oceania Swimming Championships hosted in Christchurch
- National events successfully delivered
- New swimming resources developed



## 2 Connected



- Partnerships with Water Safety New Zealand, Swim Coaches and Teachers of New Zealand, Regional Sports Trusts and WaterSafe Auckland developed further
- Quality Swim School brand continued with 86 swim schools registered for the second year
- 10,000 Active Movement in Water Booklets distributed
- Active Movement in Water presented at international conferences
- New Zealand Swimming Team identity created
- Actively contributed to Drowning Prevention Strategy
- Partner in Swim For Life project
- Selected as venue for a leg of the FINA Open Water Marathon World Cup and establish the Inaugural World Age Group Champs
- Raising awareness of no exceptions philosophies and training across the organisation





# 3

## World Class Sport and Coach Development



- ⦿ Moss Burmester - WSC Gold in Commonwealth Record
- ⦿ Men's medley relay - WSC bronze in Commonwealth Record
- ⦿ Melissa Ingram - World University Games silver medal
- ⦿ Inaugural NZ Tri-Series Competition held with 72 swimmers, 15 coaches and support staff competing in 3 competitions around the country
- ⦿ SNZ Qualification pathways developed in line with SPARC's National Coaching Strategy and Coach Development Framework
- ⦿ Review of National Learn to Swim Programme SwimStart Programme
- ⦿ 82 New Zealand Open Records
- ⦿ 153 New Zealand Age group Records
- ⦿ HP Review conducted by Bill Sweetenham
- ⦿ 2923 Teachers and Coaches attended SNZ courses

# 4

## Sufficient Resources

- ⦿ Positive end of year financial result
- ⦿ Wellington office moved to custom built premises at Pelorus Trust Sports House
- ⦿ Commercial Manager engaged to help with Sponsorship search
- ⦿ New funding partners secured
- ⦿ Organisational review of SNZ initiated



# 5

## Governance and Leadership

- ⦿ New strategic vision developed
- ⦿ New CEO appointed in November 2007
- ⦿ Board strengthened by appointment of new Independent Director









## Our High Performance Programme

There was no official 'Pinnacle' event this year with the 2007 World Championships and the 2008 Olympic Games falling either side of the 2007-08 reporting year. There were, however, a large number of high-level competitions, including the World University Games and the World Short Course Championships.

### MINING FOR GOLD - SNZ High Performance Plan to 2012

The Mining for Gold High Performance programmes 'settled in' during the year consolidating their effect and laying the foundations for the next quadrennial. Major successes included:



- Moss Burmester becomes New Zealand's first ever individual world swimming champion - Mining for Gold turns into *striking* gold at the World Short Course Championships.
- Burmester sets his first Commonwealth Short Course Record in a time of 1:51.05 and misses the world record by a narrow 0.32 seconds.

- The Men's medley relay blaze to another Commonwealth record when they gain bronze behind Russia and the United States, beating long-time rivals Australia and Great Britain in the process. The Men's medley relay team of Cameron Gibson, Corney Swanepoel, Glenn Snyders and Daniel Bell swam a time of 3:27.15.



- Melissa Ingram picks up silver at the World University Games in Bangkok in the 200 Backstroke in a time of 2:11.98.



SPARC's continued and substantial support of SNZ has been integral to our success and we are very grateful for their support.





## Our High Performance Programme

### Pinnacle A

The MfG target for the 2007 calendar year was 8 FINA 'A' qualifying swims and for the 2008 calendar year 10. Up until the end of June 2008 we had 9 swimmers achieve FINA 'A' standards in 13 events.

### Pinnacle B

The year sees a significant rise in numbers at this standard with 26 swimmers achieving this standard in 45 events during 2007 and a rise to 30 swimmers in 51 events during the first half of 2008.

### 2007 Competitive standard targets

| Programme                            | Group                                     | 2007 Target | 2007 Actual     | 2008 Target |
|--------------------------------------|---|-------------|-----------------|-------------|
| Pinnacle<br>(Olympic<br>events only) | FINA A<br>World 16 <sup>th</sup> end 2004 | 8           | 7 in 9 events   | 10          |
|                                      | FINA B<br>FINA A + 3.5%                   | 22          | 26 in 45 events | 24          |
| Youth                                | Gold<br>800 FINA points                   | 8           | 28              | 10          |
|                                      | Silver<br>750 – 799 FINA pts              | 22          | 28              | 24          |
|                                      | Bronze<br>700 – 749 FINA pts              | 40          | 47              | 44          |
| Age Group                            | Gold<br>4,000 XLR8 pts                    | 10          | 26              | 12          |
|                                      | Silver<br>3,800 – 3,999 XLR8 pts          | 23          | 50              | 26          |
|                                      | Bronze<br>3,600 – 3,799 XLR8 pts          | 65          | 110             | 70          |

### MOMENTUM212

- 82 NZ Open records and
- 153 NZ Age Group records are set between July 2007 and June 2008.
- An unprecedented rise in standards both in New Zealand and across the world.

### XLR8: Swim faster, faster!

- 2007 sees the first full year of the XLR8 programme.
- Bi-monthly awards went to 27 girls and 31 boys.
- Leaders across the seven age groups change frequently during the year with no single swimmer completely dominating any age group.
- A total of 2,512 swimmers registered scores and 85 clubs are ranked in the club awards.





# Our High Performance Programme

## Our High Performance Awards

### International Award

Best individual long course performance by a New Zealander during the calendar year

Moss Burmester                      200 Butterfly                      1:55.35                      995 FINA points  
12<sup>th</sup> FINA World Championships, Melbourne, Australia



### Billie Fitzsimmon's Cup

Most outstanding performance in the previous calendar year at Olympic Games (OG), World Championships (WC), World Short Course Championships (WSC), Commonwealth Games (CWG) and Pan-Pacific Championships (PP).

Moss Burmester                      200 Butterfly                      1:55.35                      995 FINA points  
12<sup>th</sup> FINA World Championships, Melbourne, Australia



### Baxter O'Neill Trophy 1959

'Swimmer of the Year' – selected for 'swimming performances, services to the sport and character'.

Dean Kent and Helen Norfolk – each gaining their third Olympic Games selection, unprecedented in SNZ history.

### Harold Petit Award

Most '*outstanding individual performance*' at NZ Open Championships is based on the FINA points at the time of the performance.

Moss Burmester                      200 Butterfly                      1:54.99                      1004 FINA points



### Annette Kellerman Cup

Best results in open water events in New Zealand and overseas in the period.

Kane Radford                      10 km                      12<sup>th</sup> FINA World Championships, Melbourne, Australia





## Our High Performance Programme

### Our Youth Programme

The Youth and Distance Programme, under the leadership of Clive Power had the following highlights throughout the year;

- The second year of the Mining for Gold Youth programme sees a rise from 75 to 101 swimmers qualifying across the three levels.
  - Youth Gold – 800 FINA points      28 swimmers
  - Youth Silver – 750 FINA points      28 Swimmers
  - Youth Bronze – 700 FINA points      46 swimmers
- Three Youth Squad swimmers were selected for the 2008 Olympic team.



- North and South Island camps held.
- Pathways established for coaches and management.
- 800 points coaching clinic held in Wellington.
- Programme visits in the North and South Island.
- Integration of Paralympics swimmers into the Youth programme, meaning these swimmers are part of the programme both in planning, camps with able bodied swimmers and part of a grand prix series with regions.
- Establishing a generic swimming specific strength and conditioning programme.
- Design and launch of point's tables for PNZ swimmers.
- Regular contact with swimmers and coaches through newsletters, articles and road shows throughout the country.
- Part of the Youth programme is the Distance and Open water programmes, which includes swimmers regardless of age. This area is still in the early stage of being developed having only 10 swimmers outside the Youth programme. Carl Gordon assists the programme as Head Coach.







# Our High Performance Programme

## Our Age Group Programme

The Age Group Development Programme, under the leadership of Trevor Nicholls, went forward in leaps and bounds during 2007-08. The outstanding areas were:

- The most successful Trans-Tasman series ever for NZ started the year.
- NZL won 34 events with Australia Gold taking 32 and Australia Green 25 across the six meets. An exhilarating set of results and a real pointer to the future for these young swimmers.
- Orinoco Faamausili-Banse breaks two NZ Open Records while 17 NZ Age Group Records go down, with a further six swims under the pre-tour age group records.



- Inaugural Tri-Series competition in Flaxmere, Taupo and Stratford with 72 swimmers, 10 coaches, 6 swim meets, 10 days, with radio coverage, press releases and major buy in from all concerned. Coaches involvement in the camps, hands on education opportunities.



- 6 camps during the year covering training, ongoing school education while on camp, development of international requirements while on tour, future pathways, the importance of aerobic conditioning and the role the XLR8 program plays in the overall Mining for Gold programme.



- Future pathways and the requirements to move to the youth program.
- Trans-Tasman - the development of swimmers from camps to Trans Tasman to the Youth Programme to World Youth to the Olympics. Daniel Bell, Orinoco Faamausili-Banse have gone through this pathway, what better endorsement do we need?
- 12 program visitations covering the North and South Islands.
- South Island coaches group Breaststroke Clinic weekend, 23 coaches attended.
- Attendance to all major meets to support coaches and swimmers.
- Presentations and pool sessions at NZSCAT conference.



## Our Learn to Swim Programme



### Active Movement in Water

- 11 organisations have been involved in the development of this initiative.
- 10,000 Active Movement in Water Bath-time Fun-time waterproof booklets have been distributed to families with pre-schoolers all over New Zealand.
- Presentations at the WABC Water Safety Conference in Wellington with Sharon Burger presenting the Pregnant Mums clinics and Ally Todd presenting in St Petersburg Florida World Aquatic Babies and Children Conference.



### Quality Swim Schools

- 1<sup>st</sup> year finished with 92 registered members.
- 2<sup>nd</sup> year for Quality Swim Schools with 86 already registered.
- Additional benefits this year include extra signage, a signed letter to all QSS participants from Moss Burmester congratulating them on learning to swim and Yellow Pages advertising.
- This successful partnership with NZSCAT developing the minimum national industry standards in all areas of swim school operations gives parents' confidence that their children are being taught to swim safely using best practice methods was included into the swim school of the year award criteria.
- Quality Swim Schools has also been endorsed by NZRA.
- The swim schools which carry the Quality Swim School brand, have met industry agreed standards including; programming, staff training, management, facility and safety. In addition on-going independent auditing procedures ensure standards are maintained.



### Water Safety Education Framework

Ally Todd represented SNZ on the Water Safety Education Framework committee. During the year the committee produced a document which was accepted industry wide which shapes the progress of initiatives going forward and sets guidelines for process and development.

### Swim for Life

The REMs were pleased to be involved in the Swim For Life road show and this partnership with NZRA, NZSCAT and SNZ is proving to be one of growing strength and support and mutually beneficial outcomes in raising awareness of the importance of learn to swim.







## Our Learn to Swim Programme

### Integrated Aquatic Programme

The Integrated Aquatic Programme offers teachers a 'one-stop-shop' for lesson plans, professional development, tips, etc. to make school swimming fun, effective and easy to plan in the school setting.



### Support of WAI Advertisements and Billboards

SNZ had the opportunity to support Water Safe Auckland's Water Safety & Learn to Swim advertising campaign which included billboard signs and banners on buses. This proves to be an excellent initiative in getting key water safety/learn to swim messages out to the wider public by keeping these issues front of mind, day to day.



### Partnership with Maori

Gerry Heeney at TeWaiu School, Hinerau Paenga Te Kura Kaupapa Maori O Te Waiu O Ngati Porou in Ruatoria and artist Jua Toroa worked with the education team to develop a Maori Learn to swim resource and certificates. We are very grateful for the skills, hard work and dedication which went into the development of learn to swim certificates in Maori for Maori which we anticipate being widely available by the end of the year.



### Drowning Prevention Strategy

SNZ is actively involved in this Government (ACC) led, but sector owned strategy. Mike Byrne represents SNZ on the Environment Sub Committee and Ally Todd represents SNZ on the Education Sub Committee.

### National Learn to Swim Programme, SwimStart Review

- The national 5 level programme for learners, SwimStart (supported by New Zealand Lottery Grants Board through WSNZ) was developed in 1996 after an amalgamation of KiwiSwim and Aquapass.
- This year SNZ and NZSCAT distributed surveys to the industry and current users regarding the way forward for updating this programme to ensure up-to-date methodology and to meet the needs of the learners.
- Following this feedback a 10 level draft programme was developed with support from NZSCAT which allows the learner to progress in more manageable stages and also stretches their capability to reach 200m as one of the achievements in level 10.
- Two swim schools volunteered to trial the programme as it was being developed in order to give logistical and practical feedback.
- The new 10 level National Learn to Swim programme will give teachers and swim schools a nationally recognised programme of activities to follow to reach the 200m Swim for Life challenge. This project is still in its last round of feedback and trials before an anticipated launch before the end of 2008.





## Our Learn to Swim Programme

### Education at Events “Be part of the Action”

Morning Finals spurred the initiative to “fill the stands” for finals. All local schools were invited to join the action and meet the athletes and coaches after each morning session.

Resources for school teachers were developed and available on line at the Teacher’s Tool Box to encourage cross curricular learning in relation to swimming and competition.

‘Thundersticks’ aided in developing the atmosphere and allowed the school children to feel fully involved. Danyon Loader and many current National Team swimmers spent time with the school groups sharing stories, answering questions and signing autographs.



### Education Team “The Start of Something Extraordinary”

The highly motivated, dedicated and experienced education staff team includes four Regional Education Managers - Sharon Burger (Upper North Island), Diane Oldridge (Central North Island), Serena Hastie replaced by Belinda Galley in May 2008 (Lower North Island), Arjun Haszard (South Island) and around 50 tutors lead by the National Education Manager Ally Todd. The education team manages the delivery of courses across the country and ensures a year round calendar of events for all levels of teachers and coaches.

### Course and Qualification Numbers

- 935 swim teachers completed Assistant Swim Teacher.
- 1071 school teachers completed SwimStart or PD clinics.
- 55 Swim Teachers attended Teaching Swimmers with a Disability Course.
- 72 Swim Teachers commenced study towards the NZCST.
- 265 coaches completed the Assistant Coach Award (ACA).
- 95 attended Active Movement in Water clinics.
- 61 coaches attended Skills Coach level course.
- 17 coaches completed all requirements of Skills Coach during 07/08.
- 8 coaches attended Development Coach level course.
- 3 coaches completed all requirements Development Coach during 07/08.
- 3 coaches attended Performance Coach level course.
- 2 coaches completed all requirements Performance Coach during 07/08.

Special thanks must go to NZCT, The Southern Trust and WSNZ who support our extensive education programme.







## Our Coaching Programme



### School of Coaching

This annual event held in October 2007 was a huge success with an impressive line-up of speakers including HPP Director Clive Rushton, Bath University Head Coach Kim Swanwick, and Swimming Australia's Past Head Women's Coach Scott Volkens running specific clinics as well as tutoring on the Development and Performance courses. All courses were on offer and 111 coaches took part. This residential event at Epsom Girls Grammar is very popular and highly regarded by the teachers and coaches who take part.



### NZSCAT Conference

Another successful NZSCAT conference demonstrated a strong partnership between SNZ and NZSACT. Ally Todd presented in both the teaching and coaching streams, Clive Rushton, Jan Cameron, Trevor Nichols and Clive Power all presented to the Coaching stream and there were 3 SNZ qualification courses presented as part of the conference. Thanks to Bronwyn Coers for such an inclusive and supportive approach to this partnership.



### The Qualifications Pathway

"Up-skill to Teach and Coach Swimming with Confidence"

The delivery, content and resources supporting the qualifications pathway for swim teachers and coaches was analysed this year against SPARC's National Coaching Strategy and Coach Development Framework. The pathway and accreditation possibilities have been reviewed and with the SNZ database live in Aug 08 the implementation of the accreditation should be well underway next year. A team work approach with other NSOs including Netball, Surf Lifesaving, Soccer and Rugby has seen the development of two on-line entry level coaching resources which will become entry level pre-course requirements ensuring all coaches have a basic introduction to some of the generic coaching essentials.


### Coach Force

Coach Force is a three way partnership between the Regional Sports Trusts, Regional Swimming Associations and SNZ. This involves working together to develop regional initiatives to support teaching and coaching. Unfortunately the partnership in Otago was dissolved but many thanks to Scott Cameron for the impact he has made over the past two years. Christine Jolly in Waikato continues to work with REM Diane Oldridge to develop strategies and support for recruiting, rewarding and recognising coaches in the region.



### New Resources for Swimmers

This year has seen the launch of swimmer resources including entry level log books, aqua slates for poolside and PB books for swim meet records. These are available so all swimmers have the tools they need to track progress and ensure feedback and essential details are recorded.



### No Exceptions

SNZ is proud to incorporate the NZ Disabled Championships into the NZ Age Group Championships. No expectations training and philosophies from the Halberg Trust are integrated into the curriculum and development pathways for teachers and coaches.





## Our Events



### National Competitions

The National Competition season has again been a huge success. The 2007 Spring Competition proved an exciting short course competition and saw 3 New Zealand Open Records and 27 New Zealand Age Group Records broken. The Absolute Insurance 2007 NZ Summer Short Course Championships saw 13 swimmers qualify for the 9<sup>th</sup> FINA World Short Course Championships in Manchester. 13 New Zealand Open Records and 25 New Zealand Age Group Records were broken.

With the inclusion of Open Water in the 2008 Beijing Olympic Games and the new age group structure, the 2008 New Zealand Open Water Championships saw an increase in competitors. The 2008 New Zealand Junior Championships were held in three venues – Hamilton, Wellington and Dunedin with National results merged in the National Office. The 2008 New Zealand Age Group Championships with the new age group structure of 16-18 year olds added back into the competition was a big success. With 676 swimmers, the competition was the second largest NZ Age Groups held for several years. Division II Competition continues to be a stepping stone towards the New Zealand Age Group Championships.



*'Be part of the action!'* - The Absolute Insurance 08 Olympic Trials was a hugely exciting competition aided by the loud roar of SNZ branded thundersticks and The Absolute Insurance 08 Olympic Trials saw 21 New Zealand Open Records broken which were almost matched with 20 New Zealand Age Group Records. This competition saw both longstanding 200m backstroke NZ Records broken - Paul Kingsman's 19 year record broken by Kurt Bassett and Anna Simcic's 15 year old record broken by Melissa Ingram.



Moss Burmester also claimed back his 200m Butterfly Commonwealth Record which was broken 2 days before. 12 swimmers qualified for the Beijing Olympic Games and 49 swimmers for the 7<sup>th</sup> Oceania Swimming Championships. The Trials were covered by Sky Sport and our thanks go to Sky, TVNZ, Absolute Insurance and Arena for the highlights packages shown during the Trials.





## Our Events



### 2008 Oceania Open Water Championships

The 2008 Oceania Open Water Championships were held separate to the Oceania Swimming and Synchronised Swimming competitions.

The 10km competition was held at Lake Okataina on 3<sup>rd</sup> February. New Zealand took on Australia and New Caledonia and came 2<sup>nd</sup> in the Men's event and 3<sup>rd</sup> in the Women's. The 5km competition the following day saw the same competitors battle it out at Lake Rotoma producing the same results.



### 7<sup>th</sup> Oceania Swimming Championships

The 7<sup>th</sup> Oceania Swimming Championships also encompassed Synchronised Swimming and were held in Christchurch in June. Twelve countries competed in swimming and three in synchronised swimming. It was great to have so many countries competing together.



The Championships were a great success and Christchurch even treated the competitors to snow which was exciting for our Island neighbours! The New Zealand boys welcomed the countries with a haka at the Opening Ceremony. A special thank you to Christchurch City Council and SPARC for their support in running this competition.



### FINA Marathon World Cup Successful Bid

Swimming New Zealand will host the FINA Marathon World Cup after placing a successful bid in May 2008. The events will be held at Oriental Bay in Wellington in March 2009.



### Official SNZ Event Merchandise

The SNZ Merchandise had a revamp for the 2007/2008 Season. The bright coloured t-shirts were a hit along with the competition specific caps, training togs and towels. Many thanks to Chris Lazaridis from The Aquashop for coordinating the 'official' SNZ event merchandise on behalf of SNZ.



# Our People

## Membership Numbers

| 2005         | 2006         | 2007         |                        | 2008         | Comp        | Club        | Learn to Swim | Admin Coaches and Officials |
|--------------|--------------|--------------|------------------------|--------------|-------------|-------------|---------------|-----------------------------|
| 486          | 511          | 467          | Northland              | 847          | 273         | 456         | 0             | 118                         |
| 2190         | 2125         | 2137         | Auckland               | 1753         | 1221        | 347         | 0             | 185                         |
| 1068         | 1001         | 968          | Counties Manukau       | 1096         | 445         | 411         | 0             | 240                         |
| 1135         | 1152         | 917          | Waikato                | 2607         | 520         | 926         | 802           | 359                         |
| 1502         | 1358         | 1392         | Bay of Plenty          | 1650         | 387         | 905         | 0             | 358                         |
| 501          | 522          | 571          | Hawkes Bay Poverty Bay | 583          | 475         | 42          | 0             | 66                          |
| 667          | 632          | 574          | Taranaki               | 1505         | 468         | 435         | 444           | 158                         |
| 470          | 395          | 555          | Wanganui               | 256          | 111         | 123         | 0             | 22                          |
| 829          | 978          | 830          | Manawatu               | 881          | 375         | 363         | 0             | 143                         |
| 254          | 196          | 125          | Wairarapa              | 334          | 55          | 221         | 0             | 58                          |
| 2002         | 1831         | 1957         | Wellington             | 2164         | 681         | 1102        | 0             | 381                         |
| 387          | 340          | 389          | Nelson Marlborough     | 433          | 183         | 179         | 0             | 71                          |
| 1206         | 1340         | 1429         | Canterbury West Coast  | 1065         | 429         | 326         | 137           | 173                         |
| 794          | 774          | 609          | Eastern Districts      | 467          | 190         | 194         | 0             | 83                          |
| 1355         | 1360         | 1211         | Otago                  | 1586         | 332         | 1018        | 0             | 236                         |
| 1128         | 999          | 1097         | Southland              | 1557         | 255         | 568         | 567           | 167                         |
|              | 65           | 113          | NZSCAT                 | 189          |             |             |               | 189                         |
| <b>15974</b> | <b>15579</b> | <b>15341</b> |                        | <b>18973</b> | <b>6400</b> | <b>7616</b> | <b>1950</b>   | <b>3007</b>                 |
| Other        |              | 65000        | QSS participants       | 67500        |             |             |               |                             |
|              |              | 3030         | Education Courses      | 2923         |             |             |               |                             |
|              |              | <b>83371</b> |                        | <b>89396</b> |             |             |               |                             |

Note: Membership numbers detailed in the table are based on those in the database and not the affiliation return numbers.

## Our Regional Associations







## Our People

### Technical Officials

Officials around the country continue to dedicate their time towards officiating at National Competitions. SNZ greatly appreciates their involvement.



The following has been implemented in conjunction with the TAC for the 2007-2008 year.

- New assessment system for Starters, Referees and Judge of Strokes.
- Officials attending the New Zealand Tri-Series Competition.
- FINA Officials clinic run by FINA Technical Committee Chair Don Blew at the 7<sup>th</sup> Oceania Championships. This was well attended by officials from a number of countries.
- SPARC Prime Ministers Scholarships for support for officials selected for 7<sup>th</sup> Oceania Championships.
- Introduction of black pants/new uniform.

### Volunteers



Volunteers are the lifeblood of SNZ and it is important we recognise them both informally and formally. We thank all our volunteers who have dedicated time to help their club or region and congratulate those who received SNZ Awards in 2007.

#### New Zealand Service Awards

|               |               |
|---------------|---------------|
| Jan Cameron   | Donna Bouzaid |
| Judith Wright | Ralph Lumsden |
| Mark Bone     | Antony Farmer |
| Anne Menzies  |               |

#### New Zealand Honours Awards

|                |              |
|----------------|--------------|
| Margaret Young | Eileen Adams |
| Barbara Neish  | Pam Edwards  |
| Bert Cotterill |              |

In addition to the above

#### The Jackie Clarke Award – ‘Administrator of the Year’

Esther Price



#### SNZ Life Members

|                        |                       |
|------------------------|-----------------------|
| Jim Cole               | Jack Donaldson        |
| Maurice Duckmanton MBE | Colin Kennedy         |
| Merle Johnson          | Duncan Laing OBE CNZM |
| Danyon Loader ONZM     | Bill Matson           |
| Ron Shakespeare JP     | Noel Smith            |
| Don Stanley MBE        | Norma Williams MBE    |



## Our People

### **Advisory Committees**

Thank you to the members of the SNZ Advisory Committees for providing knowledge and support in areas of SNZ business.

### **Education Advisory Committee**

This key group of industry representatives with broad ranging expertise has given critical review in many areas of Swimming Education Development; specifically Quality Swim Schools, the Qualifications pathway and accreditation, in addition to *Active Movement in Water*, and specific course content. The Committee of Steve Lindsay, Jill Clarke (NZSCAT), Brett Naylor and Alex Calwell have met face to face three times during the year. This committee will be reviewed in the year ahead.

### **Technical Advisory Committee (TAC)**

The Technical Advisory Committee is responsible for assisting the management of SNZ Technical Operations. The members of the committee are Jo Davidson (Chair), Ron Armstrong, Dave Beattie, Lesley Huckins, Bill Matson and Lyn Sutherland.

The key activities of the committee in 2007/2008 include:

- Developed and successfully implemented the Officials Assessment System for Referees, Starters and Judges of Stokes.
- Appointed Technical Officials for all National Championships and Competitions.
- Recommended officials to International Competitions
- Currently developing a plan to addressing regional inconsistencies

### **Selectors Committee**

The Selectors Committee is responsible for selecting National Teams and Squads. The members of the committee are Clive Rushton (Chair), Brett Naylor and Darryl Follows.

The Selectors met throughout the year during National competitions and by telephone conference for the key selections for the year.

### **Awards Committee**

The SNZ Awards Committee responsibility is to make recommendations to the AGM on nominations received from the membership on any SNZ Life Membership, Service or Honours Awards ('SNZ awards'). This committee is comprised of John Mace (Chair), Noel Smith, Enid Wordsworth QSM, Daphne Loader and Ruth van Welie.





## Our Staff

|                                      |   |
|--------------------------------------|---|
| Chief Executive Officer              | Mike Byrne (from November 2007)<br>Paul Verić (until October 2007)  |
| High Performance Programmes Director | Clive Rushton   |
| Operations Manager                   | Sandra Holden   |
| National Education Manager           | Allison Todd  |
| National Education Coordinator       | Jan Holliday (until August 2007)  |
| Regional Education Managers          | Sharon Burger<br>Diane Oldridge<br>Belinda Galley (from May 2008)<br>Serena Hastie (until May 2008)<br>Arjun Hazard |
| Finance                              | Karen Woolley   |
| Executive Assistant Sport            | Lisa Conroy   |
| Events Coordinator                   | Libby Peckham   |
| High Performance Coaching Director   | Jan Cameron   |
| High Performance Coach               | Thomas Ansorg   |
| High Performance Administrator       | Sarah Thomas (part time until April 2008)   |
| Youth Programme Manager              | Clive Power (Contractor)  |
| Age Group Programme Manager          | Trevor Nicholls (Contractor)  |

## Our Board

|               |  |
|---------------|--|
| Chairman      | Murray Coulter   |
| Vice-Chairman | John West  |
| Directors     | Allan Barrett<br>Donna Bouzaid<br>Ross Butler<br>Michael Dodds<br>David Jack<br>Jane Wrightson |

# Developing **movement** through the water



For infants, toddlers and young children

Korīnga Hihiko  
**active  
movement  
in water**



Challenge my balance. Tip me up.



Roll me over



Tummy time develops my upper body



Crawling



I like to move in different ways

Children under 8 must be **ACTIVELY SUPERVISED** by a **CAREGIVER 16 or over**.  
**ACTIVELY SUPERVISED** means: Watching your child at all times. Able to provide immediate assistance.



# Looking ahead

## Swimming New Zealand's Purpose

To develop, promote,  
govern and lead swimming  
in New Zealand.

- Develop** – the swimming community in New Zealand
- Promote** – our brand, events, swimmers, members and products
- Govern** – at best practice governance standard, and proactively comply with FINA
- Lead** – as the authority and change maker for swimming in New Zealand

### Strategic Goals that will enable us to achieve our vision

- 1 Competitive Success**  
To deliver a broad programme that consistently provides NZ swimmers and coaches with international podium success.
- 2 Teaching Standards**  
To develop and govern world class standards of education that support all swim teacher and coach pathways.
- 3 Deliver Valued Services**  
To continuously deliver valued services to our membership, through the most effective structures.
- 4 Maximise our Profile**  
To boldly promote swimming and our people as vibrant participants in the sports and leisure sector.
- 5 Resource our Organisation**  
To lead, develop and sustain people, finance and technology resources sufficient to achieve our vision.



## 2007 World Long Course Rankings - Male

As detailed in the FINA Annual, top 150



| Rank | Swimmer                                 | Event    | Time     |
|------|---|----------|----------|
| 6    | Moss Burmester                          | 200 BF   | 1:55.35  |
| 9    | Corney Swanepoel                        | 50 BF    | 0:23.67  |
| 13   | Dean Kent                               | 200 IM   | 2:00.30  |
| 14   | NZL (Zulch, Snyders, Swanepoel, Gibson) | 4x100 MR | 3:39.06  |
| 19   | Corney Swanepoel                        | 100 BF   | 0:52.46  |
| 19   | NZL (Burmester, McMillan, Voss, Jack)   | 4x200 FR | 7:22.18  |
| 20   | NZL (Gibson, Voss, Herring, Jack)       | 4x100 FR | 3:21.73  |
| 24   | Dean Kent                               | 400 IM   | 4:18.32  |
| 43   | Moss Burmester                          | 100 BF   | 0:53.17  |
| 45   | Glenn Snyders                           | 100 BR   | 1:01.80  |
| 54   | Glenn Snyders                           | 50 BR    | 0:28.52  |
| 60   | Cameron Gibson                          | 100 BK   | 0:55.70  |
| 75   | Cameron Gibson                          | 100 FR   | 0:49.88  |
| 76   | Andrew McMillan                         | 200 BF   | 1:59.98  |
| 81   | Moss Burmester                          | 50 BF    | 0:24.55  |
| 90   | Kane Radford                            | 800 FR   | 8:11.25  |
| 91   | Cameron Gibson                          | 50 FR    | 0:22.87  |
| 94   | Glenn Snyders                           | 200 BR   | 2:15.60  |
| 101  | Callum Joll                             | 50 BK    | 0:26.55  |
| 102  | Kurt Bassett                            | 200 BK   | 2:02.37  |
| 112  | Robert Voss                             | 800 FR   | 8:13.78  |
| 117  | Orinoco Faamausili-Banse                | 50 FR    | 0:22.98  |
| 117  | Kane Radford                            | 1500 FR  | 15:41.55 |
| 119  | Bryn Murphy                             | 1500 FR  | 15:42.03 |
| 126  | Mark Herring                            | 50 FR    | 0:23.02  |
| 127  | Moss Burmester                          | 400 FR   | 3:55.68  |
| 129  | John Zulch                              | 200 BK   | 2:03.44  |
| 133  | Corney Swanepoel                        | 50 FR    | 0:23.05  |
| 138  | Moss Burmester                          | 200 FR   | 1:50.58  |
| 150  | Kurt Bassett                            | 100 BK   | 0:56.86  |





## 2007 World Long Course Rankings - Female

As detailed in the FINA Annual, top 150





| Rank | Swimmer                             | Event    | Time    |
|------|-------------------------------------|----------|---------|
| 8    | Zoe Baker                           | 50 BR    | 0:31.35 |
| 12   | NZL (Norfolk, Boyle, Fitch, Ingram) | 4x200 FR | 8:04.34 |
| 13   | NZL (McLean, Fitch, Boyle, Norfolk) | 4x100 FR | 3:43.56 |
| 14   | NZL (McLean, Carey, Coster, Boyle)  | 4x100 MR | 4:07.75 |
| 26   | Melissa Ingram                      | 200 BK   | 2:11.98 |
| 31   | Hannah McLean                       | 200 BK   | 2:12.58 |
| 33   | Hannah McLean                       | 50 BK    | 0:29.14 |
| 34   | Hannah McLean                       | 100 BK   | 1:01.68 |
| 35   | Helen Norfolk                       | 400 IM   | 4:44.57 |
| 36   | Hannah McLean                       | 100 FR   | 0:55.27 |
| 37   | Helen Norfolk                       | 200 IM   | 2:15.04 |
| 39   | Natalie Wiegiersma                  | 200 IM   | 2:15.10 |
| 43   | Elizabeth Coster                    | 50 BK    | 0:29.28 |
| 43   | Natalie Wiegiersma                  | 400 IM   | 4:45.19 |
| 44   | Helen Norfolk                       | 400 FR   | 4:11.98 |
| 49   | Annabelle Carey                     | 50 BR    | 0:32.34 |
| 57   | Helen Norfolk                       | 200 FR   | 2:00.21 |
| 68   | Elizabeth Coster                    | 100 BK   | 1:02.61 |
| 79   | Emily Thomas                        | 50 BK    | 0:29.76 |
| 79   | Melissa Ingram                      | 100 BK   | 1:02.83 |
| 85   | Lauren Boyle                        | 100 FR   | 0:56.03 |
| 86   | Annabelle Carey                     | 100 BR   | 1:10.30 |
| 98   | Melissa Ingram                      | 50 BK    | 0:29.88 |
| 98   | Elizabeth Coster                    | 50 BF    | 0:27.67 |
| 112  | Kelly Bentley                       | 200 BR   | 2:32.35 |
| 125  | Cara Baker                          | 800 FR   | 8:48.07 |
| 130  | Elizabeth Coster                    | 100 BF   | 1:01.00 |
| 136  | Te Rina Taite                       | 50 FR    | 0:26.12 |
| 143  | Zoe Baker                           | 50 BF    | 0:27.95 |
| 146  | Penelope Marshall                   | 200 BK   | 2:16.73 |




## 2007-2008 NZ Open Long Course Records

### Men

| Event   | Time   | Name    | Place                    | Race Date    |          |
|---|--------|---------|--------------------------|--------------|----------|
|    | 50 FR  | 22.82   | Mark Herring             | Auckland     | 24.02.08 |
|   | 50 FR  | 22.51   | Mark Herring             | Auckland     | 28.03.08 |
|   | 50 FR  | 22.51=  | Orinoco Faamausili-Banse | Auckland     | 29.03.08 |
|   | 100 FR | 49.54   | Mark Herring             | Auckland     | 27.03.08 |
|   | 50 BK  | 25.95   | Daniel Bell              | Auckland     | 28.03.08 |
|   | 100 BK | 55.26   | Daniel Bell              | Auckland     | 30.03.08 |
|   | 200 BK | 1:59.73 | Kurt Bassett             | Auckland     | 28.03.08 |
|   | 50 BR  | 27.98   | Glenn Snyders            | Auckland     | 26.03.08 |
|   | 100 BR | 1:00.50 | Glenn Snyders            | Auckland     | 25.03.08 |
|   | 200 BR | 2:15.72 | Glenn Snyders            | Bangkok, THA | 09.08.07 |
|  | 200 BR | 2:15.60 | Glenn Snyders            | Bangkok, THA | 09.08.07 |
|   | 200 BR | 2:14.47 | Glenn Snyders            | Auckland     | 27.03.08 |
|   | 200 BR | 2:13.05 | Glenn Snyders            | Auckland     | 28.03.08 |
|   | 100 BF | 52.45   | Corney Swanepoel         | Auckland     | 24.02.08 |
|   | 100 BF | 52.37   | Moss Burmester           | Auckland     | 29.03.08 |
|   | 100 BF | 52.21   | Corney Swanepoel         | Auckland     | 30.03.08 |
|   | 200 BF | 1:54.99 | Moss Burmester           | Auckland     | 27.03.08 |

### Women

| Event   | Time    | Name              | Place            | Race Date    |          |
|---|---------|-------------------|------------------|--------------|----------|
|  | 50 BK   | 28.79             | Elizabeth Coster | Auckland     | 23.02.08 |
|   | 50 BK   | 28.73             | Elizabeth Coster | Auckland     | 25.03.08 |
|   | 200 BK  | 2:09.61           | Melissa Ingram   | Auckland     | 29.03.08 |
|   | 100 BF  | 1:00.07           | Elizabeth Coster | Christchurch | 07.06.08 |
| 200 IM  | 2:15.10 | Natalie Wiegersma | Santa Clara, USA | 01.07.07     |          |
| 200 IM  | 2:15.04 | Helen Norfolk     | Los Angeles, USA | 15.07.07     |          |
| 200 IM  | 2:14.00 | Helen Norfolk     | Auckland         | 27.03.08     |          |
| 400 IM  | 4:39.07 | Helen Norfolk     | Auckland         | 25.03.08     |          |





## 2007-2008 NZ Open Short Course Records

### Men

| Event  | Time    | Name                     | Place           | Race Date |
|--------|---------|--------------------------|-----------------|-----------|
| 50 FR  | 22.60   | Orinoco Faamausili-Banse | Gosford, AUS    | 04.07.07  |
| 50 FR  | 22.53   | Orinoco Faamausili-Banse | Gosford, AUS    | 05.07.07  |
| 50 FR  | 22.12   | Cameron Gibson           | Sheffield, GBR  | 16.11.07  |
| 100 FR | 48.72   | Cameron Gibson           | Sheffield, GBR  | 18.11.07  |
| 100 FR | 48.50   | Cameron Gibson           | Sheffield, GBR  | 18.11.07  |
| 100 FR | 48.17   | Cameron Gibson           | Auckland        | 13.12.07  |
| 800 FR | 7:52.73 | Robert Voss              | Auckland        | 16.12.07  |
| 50 BK  | 24.63   | Callum Joll              | Auckland        | 15.12.07  |
| 100 BK | 51.84   | Daniel Bell              | Manchester, GBR | 13.04.08  |
| 200 BK | 1:54.77 | Cameron Stanley          | Auckland        | 14.06.08  |
| 50 BR  | 27.21   | Glenn Snyders            | Manchester, GBR | 12.04.08  |
| 100 BR | 59.82   | Glenn Snyders            | Auckland        | 14.12.07  |
| 100 BR | 58.67   | Glenn Snyders            | Manchester, GBR | 09.04.08  |
| 200 BR | 2:10.30 | Glenn Snyders            | Manchester, GBR | 11.04.08  |
| 50 BF  | 23.80   | Corney Swanepoel         | Berlin, GER     | 17.11.07  |
| 50 BF  | 23.78   | William Benson           | Auckland        | 15.12.07  |
| 50 BF  | 23.71   | Corney Swanepoel         | Manchester, GBR | 09.04.08  |
| 50 BF  | 23.68   | Corney Swanepoel         | Manchester, GBR | 10.04.08  |
| 50 BF  | 23.23   | Corney Swanepoel         | Manchester, GBR | 11.04.08  |
| 100 BF | 51.37   | Moss Burmester           | Manchester, GBR | 09.04.08  |
| 100 BF | 50.94   | Corney Swanepoel         | Manchester, GBR | 09.04.08  |
| 100 BF | 50.94=  | Moss Burmester           | Manchester, GBR | 10.04.08  |
| 200 BF | 1:51.05 | Moss Burmester           | Manchester, GBR | 13.04.08  |
| 200 IM | 1:56.74 | Dean Kent                | Manchester, GBR | 11.04.08  |





## 2007-2008 NZ Open Short Course Records

### Women

| Event  | Time    | Name            | Place           | Race Date |
|--------|---------|-----------------|-----------------|-----------|
| 50 FR  | 25.06   | Hayley Palmer   | Manchester, GBR | 12.04.08  |
| 50 FR  | 25.05   | Hayley Palmer   | Manchester, GBR | 12.04.08  |
| 100 FR | 54.36   | Hayley Palmer   | Auckland        | 14.12.07  |
| 400 FR | 4:07.54 | Melissa Ingram  | Sydney, AUS     | 03.11.07  |
| 400 FR | 4:05.93 | Helen Norfolk   | Auckland        | 15.12.07  |
| 400 FR | 4:04.51 | Helen Norfolk   | Manchester, GBR | 11.04.08  |
| 200 BK | 2:06.26 | Melissa Ingram  | Auckland        | 14.12.07  |
| 200 BK | 2:05.55 | Melissa Ingram  | Manchester, GBR | 11.04.08  |
| 200 BK | 2:04.70 | Melissa Ingram  | Manchester, GBR | 11.04.08  |
| 50 BR  | 30.37   | Zoe Baker       | Sheffield, GBR  | 17.11.07  |
| 50 BR  | 30.21   | Zoe Baker       | Manchester, GBR | 09.04.08  |
| 100 BR | 1:08.56 | Annabelle Carey | Wellington      | 25.09.07  |
| 200 BR | 2:28.23 | Kelly Bentley   | Wellington      | 24.09.07  |
| 100 IM | 1:02.95 | Helen Norfolk   | Auckland        | 28.07.08  |
| 100 IM | 1:02.72 | Hayley Palmer   | Wellington      | 24.09.07  |
| 100 IM | 1:02.51 | Hayley Palmer   | Auckland        | 15.12.07  |
| 100 IM | 1:02.44 | Hayley Palmer   | Manchester, GBR | 10.04.08  |
| 200 IM | 2:10.73 | Helen Norfolk   | Manchester, GBR | 12.04.08  |
| 200 IM | 2:10.17 | Helen Norfolk   | Manchester, GBR | 12.04.08  |
| 400 IM | 4:34.09 | Helen Norfolk   | Auckland        | 14.12.07  |
| 400 IM | 4:34.05 | Helen Norfolk   | Auckland        | 09.04.08  |





## 2007-2008 NZ Open Relay Records

### Long Course

#### Men

| Event          | Time    | Name  | Place        | Date     |
|----------------|---------|---|--------------|----------|
| 4 X 100 Free   | 3:17.45 | W Benson, O Faamausili-Banse, C Gibson, M Herring | Auckland     | 30.03.08 |
| 4 X 100 Medley | 3:39.06 | J Zulch, G Snyders, C Swanepoel, C Gibson         | Bangkok, THA | 14.08.07 |
| 4 X 100 Medley | 3:37.53 | D Bell, G Snyders, M Burmester, M Thomas          | Auckland     | 30.03.08 |

### Short Course

#### Men

| Event          | Time    | Name  | Place           | Date     |
|----------------|---------|---|-----------------|----------|
| 4 X 100 Free   | 3:18.34 | W Benson, O Faamausili-Banse, M Burmester, R Voss | Auckland        | 16.12.07 |
| 4 X 100 Medley | 3:31.53 | D Bell, G Snyders, C Swanepoel, C Gibson          | Manchester, GBR | 13.04.08 |
| 4 X 100 Medley | 3:27.15 | D Bell, G Snyders, C Swanepoel, C Gibson          | Manchester, GBR | 13.04.08 |





## 2007-2008 NZ Age Group Long Course Records

### Men

| Age    | Event   | Time     | Name                     | Place        | Race Date |
|--------|---------|----------|--------------------------|--------------|-----------|
| 12 & U | 200 FR  | 2:07.77  | Corey Main               | Hamilton     | 16.02.08  |
| 12 & U | 400 FR  | 4:31.02  | Corey Main               | Hamilton     | 17.02.08  |
| 12 & U | 50 BR   | 33.09    | Jeffrey Arona-Tuifana'e  | Hamilton     | 14.07.07  |
| 12 & U | 100 BR  | 1:13.98  | Jeffrey Arona-Tuifana'e  | Christchurch | 11.08.07  |
| 12 & U | 200 BF  | 2:22.76  | Jack Drury               | Hamilton     | 14.07.07  |
| 13     | 50 BR   | 31.92    | Shaquile Vaotu'ua        | Christchurch | 05.03.08  |
| 13     | 100 BR  | 1:10.54  | Shaquile Vaotu'ua        | Christchurch | 08.03.08  |
| 14     | 50 BR   | 31.47    | Neil van Wijk            | Christchurch | 05.03.08  |
| 14     | 100 BR  | 1:07.91  | Neil van Wijk            | Christchurch | 08.03.08  |
| 14     | 100 BR  | 1:07.19  | Neil van Wijk            | Auckland     | 26.03.08  |
| 14     | 200 BR  | 2:26.25  | Mitchell Donaldson       | Auckland     | 09.12.07  |
| 14     | 200 BR  | 2:26.07  | Neil van Wijk            | Christchurch | 07.03.08  |
| 14     | 200 IM  | 2:11.67  | Mitchell Donaldson       | Auckland     | 08.12.07  |
| 14     | 400 IM  | 4:38.15  | Mitchell Donaldson       | Auckland     | 07.12.07  |
| 15     | 50 BF   | 25.96    | Adam McDonald            | Christchurch | 06.03.08  |
| 15     | 200 IM  | 2:10.41  | Mitchell Donaldson       | Auckland     | 28.03.08  |
| 15     | 200 IM  | 2:09.97  | Mitchell Donaldson       | Auckland     | 09.04.08  |
| 16     | 100 BK  | 57.40=   | Gareth Kean              | Christchurch | 07.03.08  |
| 16     | 100 BK  | 57.19    | Gareth Kean              | Christchurch | 05.06.08  |
| 16     | 100 BK  | 56.82    | Gareth Kean              | Christchurch | 05.06.08  |
| 17     | 50 FR   | 23.07    | Orinoco Faamausili-Banse | Auckland     | 24.02.08  |
| 17     | 50 FR   | 22.85    | Orinoco Faamausili-Banse | Auckland     | 08.03.08  |
| 17     | 50 FR   | 22.51    | Orinoco Faamausili-Banse | Auckland     | 29.03.08  |
| 17     | 100 FR  | 51.08    | Orinoco Faamausili-Banse | Christchurch | 06.03.08  |
| 17     | 100 FR  | 50.79    | Orinoco Faamausili-Banse | Auckland     | 27.03.08  |
| 17     | 1500 FR | 15:45.35 | Shane Patience           | Christchurch | 08.03.08  |
| 17     | 1500 FR | 15:38.48 | Kane Radford             | Auckland     | 28.03.08  |





## 2007-2008 NZ Age Group Long Course Records

### Men

| Age | Event  | Time    | Name         | Place            | Race Date |
|-----|--------|---------|--------------|------------------|-----------|
| 17  | 50 BK  | 26.61   | Daniel Bell  | Auckland         | 24.02.08  |
| 17  | 50 BK  | 26.43   | Kurt Bassett | Auckland         | 27.03.08  |
| 17  | 50 BK  | 25.95   | Daniel Bell  | Auckland         | 28.03.08  |
| 17  | 100 BK | 57.09   | Kurt Bassett | Santa Clara, USA | 01.07.07  |
| 17  | 100 BK | 56.86   | Kurt Bassett | Santa Clara, USA | 01.07.08  |
| 17  | 100 BK | 56.53   | Daniel Bell  | Auckland         | 23.02.08  |
| 17  | 100 BK | 55.85   | Daniel Bell  | Auckland         | 26.03.08  |
| 17  | 100 BK | 55.63   | Daniel Bell  | Auckland         | 26.03.08  |
| 17  | 100 BK | 55.26   | Daniel Bell  | Auckland         | 30.03.08  |
| 17  | 200 BK | 1:59.73 | Kurt Bassett | Auckland         | 28.03.08  |
| 18  | 100 FR | 51.24   | Daniel Bell  | Christchurch     | 06.06.08  |
| 18  | 50 BK  | 26.45   | Daniel Bell  | Christchurch     | 06.06.08  |
| 18  | 50 BK  | 26.13   | Daniel Bell  | Christchurch     | 06.06.08  |
| 18  | 400 IM | 4:30.99 | Brett Newall | Auckland         | 25.03.08  |
| 18  | 400 IM | 4:30.91 | Brett Newall | Auckland         | 26.03.08  |





## 2007-2008 NZ Age Group Long Course Records

### Female

| Age | Event  | Time    | Name               | Place            | Race Date |
|-----|--------|---------|--------------------|------------------|-----------|
| 13  | 800 FR | 9:08.20 | Laura Baker        | Brisbane, AUS    | 20.10.07  |
| 14  | 800 FR | 9:00.02 | Laura Baker        | Christchurch     | 07.03.08  |
| 14  | 200 BF | 2:20.50 | Elizabeth Brown    | Christchurch     | 18.01.08  |
| 14  | 200 BF | 2:18.27 | Elizabeth Brown    | Auckland         | 27.03.08  |
| 17  | 800 FR | 8:51.75 | Cara Baker         | Brisbane, AUS    | 20.10.07  |
| 17  | 50 BK  | 30.31   | Emily Thomas       | Auckland         | 26.03.08  |
| 17  | 50 BK  | 29.67   | Emily Thomas       | Christchurch     | 06.06.08  |
| 17  | 50 BK  | 29.63   | Emily Thomas       | Christchurch     | 06.06.08  |
| 17  | 200 IM | 2:16.85 | Natalie Wiegiersma | Santa Clara, USA | 01.07.07  |
| 17  | 200 IM | 2:15.10 | Natalie Wiegiersma | Santa Clara, USA | 01.07.07  |
| 18  | 50 FR  | 25.81   | Hayley Palmer      | Auckland         | 29.03.08  |
| 18  | 50 FR  | 25.70   | Hayley Palmer      | Auckland         | 29.03.08  |
| 18  | 100 FR | 55.62   | Hayley Palmer      | Auckland         | 26.03.08  |
| 18  | 100 FR | 55.59   | Hayley Palmer      | Auckland         | 28.03.08  |
| 18  | 100 FR | 55.30   | Hayley Palmer      | Auckland         | 29.03.08  |







## 2007-2008 NZ Age Group Short Course Records

### Male

| Age    | Event  | Time    | Name                     | Place         | Race Date |
|--------|--------|---------|--------------------------|---------------|-----------|
| 12 & U | 200 FR | 2:05.77 | Corey Main               | Wellington    | 23.09.07  |
| 12 & U | 400 FR | 4:26.17 | Corey Main               | Auckland      | 11.08.07  |
| 12 & U | 400 FR | 4:23.58 | Corey Main               | Wellington    | 25.09.07  |
| 12 & U | 200 BK | 2:18.57 | Corey Main               | Auckland      | 12.08.07  |
| 12 & U | 200 BK | 2:17.41 | Corey Main               | Wellington    | 24.09.07  |
| 12 & U | 50 BR  | 32.47   | Jeffrey Arona-Tuifana'e  | Auckland      | 25.08.07  |
| 12 & U | 100 BR | 1:13.04 | Jeffrey Arona-Tuifana'e  | Auckland      | 25.08.07  |
| 12 & U | 400 IM | 5:03.88 | Corey Main               | Mangere       | 06.10.07  |
| 13     | 50 BR  | 31.50   | Jeffrey Arona-Tuifana'e  | Auckland      | 14.06.08  |
| 14     | 100 IM | 1:00.28 | Mitchell Donaldson       | Wellington    | 26.09.07  |
| 14     | 200 IM | 2:09.51 | Mitchell Donaldson       | Auckland      | 23.08.07  |
| 14     | 200 IM | 2:08.37 | Mitchell Donaldson       | Wellington    | 25.09.07  |
| 14     | 400 IM | 4:30.48 | Mitchell Donaldson       | Wellington    | 24.09.07  |
| 15     | 50 FR  | 23.60   | Benjamin Stark           | Wellington    | 26.09.07  |
| 15     | 200 FR | 1:51.53 | Cameron Burrows          | Gosford, AUS  | 04.07.07  |
| 15     | 800 FR | 8:10.40 | Cameron Burrows          | Sydney, AUS   | 03.07.07  |
| 15     | 100 BK | 56.63   | Gareth Kean              | Canberra, AUS | 07.07.07  |
| 15     | 100 BK | 55.72   | Gareth Kean              | Wellington    | 26.09.07  |
| 15     | 200 BK | 2:01.77 | Gareth Kean              | Gosford, AUS  | 05.07.07  |
| 15     | 50 BF  | 25.67   | Adam McDonald            | Auckland      | 14.12.07  |
| 15     | 200 BF | 2:03.08 | Cameron Burrows          | Sydney, AUS   | 03.07.07  |
| 15     | 200 IM | 2:07.63 | Mitchell Donaldson       | Auckland      | 14.12.07  |
| 15     | 200 IM | 2:07.28 | Mitchell Donaldson       | Auckland      | 15.12.07  |
| 16     | 50 FR  | 23.05   | Orinoco Faamausili-Banse | Sydney, AUS   | 03.07.07  |
| 16     | 50 FR  | 22.60   | Orinoco Faamausili-Banse | Gosford, AUS  | 04.07.07  |
| 16     | 50 FR  | 22.53   | Orinoco Faamausili-Banse | Gosford, AUS  | 05.07.07  |
| 16     | 100 FR | 49.95   | Orinoco Faamausili-Banse | Sydney, AUS   | 03.07.07  |
| 16     | 100 FR | 49.71   | Orinoco Faamausili-Banse | Canberra, AUS | 06.07.07  |
| 16     | 200 FR | 1:52.20 | Cameron Burrows          | Wellington    | 23.09.07  |
| 16     | 200 FR | 1:50.87 | Cameron Burrows          | Auckland      | 15.12.07  |
| 16     | 100 BR | 1:03.25 | Starn Simpson            | Auckland      | 14.12.07  |
| 16     | 100 BR | 1:02.84 | Starn Simpson            | Auckland      | 15.12.07  |
| 16     | 200 IM | 2:06.09 | Starn Simpson            | Auckland      | 15.12.07  |





## 2007-2008 NZ Age Group Short Course Records

### Male






| Age | Event   | Time     | Name                     | Place           | Race Date |
|-----|---------|----------|--------------------------|-----------------|-----------|
| 17  | 50 FR   | 22.59    | Orinoco Faamausili-Banse | Wellington      | 26.09.07  |
| 17  | 50 FR   | 22.48    | Orinoco Faamausili-Banse | Auckland        | 16.12.07  |
| 17  | 50 FR   | 22.43    | Orinoco Faamausili-Banse | Auckland        | 14.06.08  |
| 17  | 100 FR  | 50.85    | Orinoco Faamausili-Banse | Wellington      | 24.09.07  |
| 17  | 100 FR  | 50.63    | Orinoco Faamausili-Banse | Wellington      | 24.09.07  |
| 17  | 100 FR  | 50.56    | Orinoco Faamausili-Banse | Auckland        | 13.12.07  |
| 17  | 100 FR  | 49.64    | Orinoco Faamausili-Banse | Auckland        | 14.06.08  |
| 17  | 1500 FR | 15:21.63 | Shane Patience           | Wellington      | 26.09.07  |
| 17  | 1500 FR | 15:17.22 | Shane Patience           | Auckland        | 16.12.07  |
| 17  | 50 BK   | 25.68    | John Gatfield            | Wellington      | 20.07.07  |
| 17  | 50 BK   | 25.62    | Kurt Bassett             | Auckland        | 13.12.07  |
| 17  | 50 BK   | 25.36    | Daniel Bell              | Auckland        | 13.12.07  |
| 17  | 50 BK   | 24.64    | Daniel Bell              | Manchester, GBR | 11.04.08  |
| 17  | 100 BK  | 54.65    | John Gatfield            | Wellington      | 02.09.07  |
| 17  | 100 BK  | 54.63    | Daniel Bell              | Auckland        | 15.12.07  |
| 17  | 100 BK  | 53.16    | Daniel Bell              | Auckland        | 16.12.07  |
| 17  | 100 BK  | 51.84    | Daniel Bell              | Manchester, GBR | 13.04.08  |
| 17  | 200 BK  | 1:57.16  | Daniel Bell              | Canberra, AUS   | 06.07.08  |
| 17  | 200 BK  | 1:55.95  | Daniel Bell              | Auckland        | 14.12.07  |
| 17  | 50 BR   | 28.99    | Amini Fonua              | Auckland        | 14.12.07  |
| 17  | 100 IM  | 57.28    | Daniel Bell              | Auckland        | 26.08.07  |
| 17  | 100 IM  | 57.03    | Daniel Bell              | Wellington      | 26.09.07  |
| 17  | 100 IM  | 56.45    | Daniel Bell              | Auckland        | 13.12.07  |
| 17  | 100 IM  | 55.53    | Daniel Bell              | Auckland        | 14.12.07  |
| 17  | 100 IM  | 54.90    | Daniel Bell              | Manchester, GBR | 12.04.08  |
| 17  | 100 IM  | 54.61    | Daniel Bell              | Manchester, GBR | 12.04.08  |
| 17  | 200 IM  | 2:00.61  | Daniel Bell              | Auckland        | 15.12.07  |





## 2007-2008 NZ Age Group Short Course Records

### Female

| Age   | Event  | Time    | Name               | Place              | Race Date       |          |
|---|--------|---------|--------------------|--------------------|-----------------|----------|
| 13  | 400 FR | 4:24.84 | Laura Baker        | Brisbane, AUS      | 08.09.07        |          |
|    | 14     | 800 FR  | 8:52.42            | Phoebe Williams    | Wellington      | 24.09.07 |
|   | 14     | 200 BR  | 2:34.87            | Chloe Francis      | Auckland        | 14.12.07 |
|   | 14     | 100 BF  | 1:02.28            | Elizabeth Brown    | Wellington      | 26.09.07 |
|   | 14     | 200 BF  | 2:16.16            | Elizabeth Brown    | Wellington      | 23.09.07 |
|   | 14     | 100 IM  | 1:05.08            | Ellen Quirke       | Wellington      | 26.08.07 |
|   | 14     | 200 IM  | 2:19.40            | Ellen Quirke       | Wellington      | 02.09.07 |
|   | 14     | 200 IM  | 2:18.92            | Bianca Rowley      | Auckland        | 14.06.08 |
|   | 15     | 50 BR   | 32.80              | Ashley Rupapera    | Auckland        | 15.12.07 |
|   | 16     | 50 BK   | 28.91              | Emily Thomas       | Sydney, AUS     | 03.07.07 |
|   | 17     | 200 FR  | 2:02.26            | Cara Baker         | Gosford, AUS    | 05.07.07 |
|   | 17     | 200 FR  | 2:01.91            | Cara Baker         | Canberra, AUS   | 06.07.07 |
|   | 17     | 400 FR  | 4:14.38            | Cara Baker         | Sydney, AUS     | 03.07.07 |
|   | 17     | 400 FR  | 4:10.72            | Cara Baker         | Gosford, AUS    | 04.07.07 |
|   | 17     | 800 FR  | 8:36.72            | Cara Baker         | Sydney, AUS     | 03.07.07 |
|   | 17     | 100 BK  | 1:01.54            | Emily Thomas       | Wellington      | 23.09.07 |
|   | 17     | 200 BR  | 2:29.78            | Natalie Wiegiersma | Invercargill    | 21.07.07 |
|   | 17     | 200 BR  | 2:28.68            | Natalie Wiegiersma | Wellington      | 24.09.07 |
|   | 17     | 100 BF  | 1:01.34            | Natalie Wiegiersma | Invercargill    | 21.07.07 |
|   | 17     | 200 BF  | 2:13.45            | Natalie Wiegiersma | Wellington      | 23.09.07 |
| 17  | 200 IM | 2:13.44 | Natalie Wiegiersma | Wellington         | 26.09.07        |          |
|  | 18     | 50 FR   | 25.58              | Hayley Palmer      | Auckland        | 14.12.07 |
|   | 18     | 50 FR   | 25.24              | Hayley Palmer      | Auckland        | 15.12.07 |
|   | 18     | 50 FR   | 25.06              | Hayley Palmer      | Manchester, GBR | 12.04.08 |
|   | 18     | 50 FR   | 25.05              | Hayley Palmer      | Manchester, GBR | 12.04.08 |
|   | 18     | 100 FR  | 55.46              | Hayley Palmer      | Wellington      | 24.09.07 |
|   | 18     | 100 FR  | 54.36              | Hayley Palmer      | Auckland        | 14.12.07 |
|   | 18     | 50 BR   | 32.09              | Annabelle Carey    | Wellington      | 23.09.07 |
|   | 18     | 100 BR  | 1:08.56            | Annabelle Carey    | Wellington      | 25.09.07 |
|   | 18     | 200 BR  | 2:30.23            | Kelly Bentley      | Wellington      | 26.08.07 |
|   | 18     | 200 BR  | 2:28.23            | Kelly Bentley      | Wellington      | 24.09.07 |
|   | 18     | 100 IM  | 1:03.77            | Hayley Palmer      | Wellington      | 24.09.07 |
| 18  | 100 IM | 1:02.72 | Hayley Palmer      | Wellington         | 24.09.07        |          |
| 18  | 100 IM | 1:02.51 | Hayley Palmer      | Auckland           | 15.12.07        |          |
| 18  | 100 IM | 1:02.44 | Hayley Palmer      | Manchester, GBR    | 10.04.08        |          |





## Our National Teams

### 2007 Trans Tasman Tri-Series

Sydney, Gosford, Canberra, 1<sup>st</sup> – 8th July 2007



34 Gold, 20 Silver, 30 Bronze, 2 Championship Records

Orinoco Faamausili-Banse 50 FR 22.53

Daniel Bell 200 BK 1:57.16

2 NZ Open Records

17 NZ Age Group Records

Swimmers of the Meet

Daniel Bell 200 BK 872 FINA points

Cara Baker 400 FR 891 FINA points

Head Coaches: Trevor Nicholls

Team Coaches: Horst Miehe, Simon Mayne, Dan Feisst

Manager: Lyn Coetzee



Daniel Bell (West Auckland) (1, 1, 1, 1, 3, 1, 1, 1, 1, 1)

Chris Benson (Sundevils) (3)

Shaun Burnett (North Shore)

Cameron Burrows (Howick Pakuranga) (3, 3, 2, 3, 3, 1, 3, 3)

Carsten Corazza (Howick Pakuranga) (3, 3, 3)

Orinoco Faamausili-Banse (Laser Mt Eden) (1, 1, 1)

Gareth Kean (Capital) (3, 2, 2, 3, 2)

Chad Konik (North Shore) (3, 3, 3)

Shane Patience (Waves) (1)

Starn Simpson (West Auckland Aquatics) (1, 1)

Billie Annetts (Central Hawkes Bay)

Cara Baker (Kiwi West Aquatics) (2, 1, 3, 2, 2, 1, 1, 2, 2, 3, 3, 1, 2, 1, 2)

Clair Benson (Sundevils) (3)

Elizabeth Brown (Ashburton)

Shu Hua Chang (Onehunga)

Jamie Johns (West Auckland Aquatics)

Georgia Johnston (Stratford) (3)

Abby Shaw (Aquagym) (1, 3, 2, 1, 1, 2)

Annabelle Simpson (Queenstown) (2, 3)

Emily Thomas (Comet) (3, 2, 1, 3, 3)

Phoebe Williams (Waves)

Men's 4 X 50 Free Relay (2, 1)

Men's 4 X 50 Medley Relay (1, 1, 3)

Men's 4 X 100 Free Relay (2)

Men's 4 X 100 Medley Relay (1)

Women's 4 X 50 Free Relay (2, 2)

Women's 4 X 50 Medley Relay (3, 3)

Women's 4 X 100 Free Relay (2)

Women's 4 X 100 Medley Relay (3)





## Our National Teams

### 2007 World University Games

Bangkok, Thailand - 8-18<sup>th</sup> August 2007

1 Silver

Silver                                      Melissa Ingram                                      200 BK                                      2:11.98

2 NZ Records



Head Coach:                      Jan Cameron  
Team Coaches:                      Thomas Ansorg, Donna Bouzaid  
Manager:                              Mark Saunders  
Support staff:                      Clint Knox

- |                                |                                  |
|--------------------------------|----------------------------------|
| Moss Burmester (North Shore)   | Kelly Bentley (Capital)          |
| Cameron Gibson (North Shore)   | Elizabeth Coster (North Shore)   |
| Mark Herring (West Auckland)   | Melissa Ingram (North Shore) (2) |
| Michael Jack (West Auckland)   | Helen Norfolk (North Shore)      |
| Andrew McMillan (Neptune)      | Te Rina Taite (Jasi)             |
| Bryn Murphy (Waves)            | Georgina Toomey (West Auckland)  |
| Glenn Snyders (North Shore)    | Sarah Vettoretti (West Auckland) |
| Cameron Stanley (North Shore)  |                                  |
| Corney Swanepoel (North Shore) |                                  |
| Robert Voss (North Shore)      |                                  |
| John Zulch (North Shore)       |                                  |

### 2008 Oceania Open Water Swimming Championships

Lake Okataina, Lake Rotoma, Rotorua 3<sup>rd</sup> and 5<sup>th</sup> February 2008

Head Coach:                      Carl Gordon  
Manager:                              Clive Power

- |                                      |   |
|--------------------------------------|---|
| Jack Carmine (Aquagym)               | Kirsten Cameron (Capital)                     |
| Kane Radford (Aquatx Rotorua) (2, 2) | Alex Goddard (Arawai)                         |
| Phillip Ryan (Waterhole)             | Joyce Wiegiersma (Spirit of Southland) (3, 3) |





## Our National Teams

### 9th FINA World Championships (25m)

Manchester, Great Britain 9<sup>th</sup> – 13<sup>th</sup> April 2008



1 Gold, 1 Bronze

2 Commonwealth Records

Gold Moss Burmester 200 BF 1:51.05

Bronze 4 X 100 Medley Relay 3:27.15

Cameron Gibson, Corney Swanepoel, Glenn Snyders, Daniel Bell

22 NZ Records

2 NZ Relay Records

Head Coach: Jan Cameron

Team Coaches: Thomas Ansorg, Donna Bouzaid

Manager: Mark Saunders

Support staff: Jordan Salesa

Daniel Bell (West Auckland Aquatics)

Moss Burmester (North Shore) (1)

Cameron Gibson (North Shore)

Dean Kent (North Shore)

Andrew McMillan (North Shore)

Glenn Snyders (North Shore)

Corney Swanepoel (North Shore)

Robert Voss (North Shore)

Zoe Baker (QE II)

Elizabeth Coster (North Shore)

Melissa Ingram (North Shore)

Helen Norfolk (North Shore)

Hayley Palmer (North Shore)

Relays

Men's 4 X 100 Medley Relay (3)







## Our National Teams

### 2008 Oceania Championships

Christchurch, New Zealand 5<sup>th</sup> – 8<sup>th</sup> June 2008

26 Championship Records  
1 NZ Record, 7 NZ Age Group Records



#### Olympic Group

Head Coach Jan Cameron  
Coach Thomas Ansorg  
Manager Mark Saunders

Moss Burmester (SNZ HP Squad) (1)  
Glenn Snyders (SNZ HP Squad) (1, 1, 1)  
Corney Swanepoel (SNZ HP Squad) (1, 2)  
Dean Kent (North Shore) (3, 1)  
Cameron Gibson (North Shore) (2)  
Daniel Bell (West Auckland) (2)

Elizabeth Coster (SNZ HP Squad) (1, 1, 2)  
Hayley Palmer (North Shore) (1)  
Helen Norfolk (SNZ HP Squad) (1, 1, 1)  
Melissa Ingram (SNZ HP Squad) (2, 1)  
Lauren Boyle (North Shore) (2, 1, 1)  
Natasha Hind (Capital)



#### Youth Team

Head Men's Coach Scott Talbot-Cameron (North Shore)  
Head Women's Coach Jeremy Duncan (Spirit of Southland)

Coaches Glenn Hamblyn (Laser Mt Eden), Sue Southgate (Bell Block)  
Andrew Blyth (Wharenui) Annabelle Carey (Aquagym) (2, 2, 2)  
Shaun Burnett (North Shore) Ellen Quirke (Capital)  
Dylan Dunlop-Barrett (Bell Block) Natasha Simpson (West Auckland Aquatics)  
Orinoco Faamausili-Banse (Laser Mt Eden) Emily Thomas (Comet) (3, 2)  
John Gatfield (SwimZone Racing) (3)  
Gareth Kean (Capital) (3)  
Brett Newall (West Auckland) (2)  
Shane Patience (Waves)  
Kane Radford (Aquatx Rotorua) (2)



#### 19 + Team

Coaches Donna Bouzaid (West Auckland) Frank Tourelle (SwimZone Racing)  
Mark Herring (West Auckland) (1, 1) Verity Hicks (Howick Pakuranga)

Andrew McMillan (North Shore) (2)  
Matt Thomas (North Shore)  
Cameron Stanley (North Shore) (2)  
John Zulch (North Shore) (3)  
Michael Jack (West Auckland Aquatics)  
William Benson (North Shore) (1)  
Bryn Murphy (Waves) (3, 3, 3)  
Steven Kent (SwimZone Racing)  
Carl O'Donnell (North Shore)  
Tim Dawson (North Shore)





## 2007-2008 Prime Ministers Scholarships

### **Athlete**

|                   |                   |
|-------------------|-------------------|
| William Benson    | Bryn Murphy       |
| Kelly Bentley     | Brett Newall      |
| Katie Bone        | Hayley Palmer     |
| Annabelle Carey   | Shane Patience    |
| Elizabeth Coster  | Glenn Snyders     |
| Tim Dawson        | Cameron Stanley   |
| Alison Fitch      | Scott Talbot      |
| Cameron Gibson    | Joyce Wiegersma   |
| Melissa Ingram    | Natalie Wiegersma |
| Michael Jack      | Hamish Wilson     |
| Penelope Marshall | Matt Woodrow      |
| Andrew McMillan   | John Zulch        |

### **Coach**

Trevor Nicholls  
Andy Adair  
Group Coaching - Biomechanics of stroke technique

### **Officials**

John West  
Trans Tasman – Dave Beattie  
Group Oceania Championships officials

### **Support Team**

Jordan Salesa



## 2007-2008 Trophies and Awards

### Life Members Trophy

Most outstanding individual performance at 2008 NZ Age Group Championships

Shaquile Vaotu'ua                      50 BR    1086 XLR8 points



### Hansells Trophy

NZ Age Group Record at NZ Age Group Championships

Orinoco Faamausili-Banse            100 FR            50.08

### Brockett Award for boys and girls 15/under

Most outstanding performance for male and female in the period from the end of the previous to the end of the current New Zealand Age Group Championships

Corey Main                              200 BK            1092 XLR8 points

Elizabeth Brown                      200 BF            1102 XLR8 points



### Darmstadt Trophy

Men's 100 Free at NZ Open Championships

Cameron Gibson                      49.83

### South Australian Trophy

Women's 100 Free at NZ Open Championships

Hayley Palmer                         55.30

### Stalag Shield

4 X 100 Freestyle Regional Relay at NZ Open Championships

Female                      Auckland            3:52.95

Male                         Auckland            3:23.02

### Roland St Clair Cup

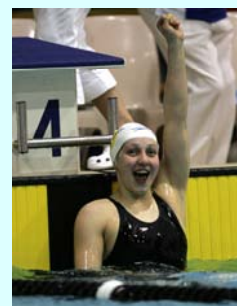
Men's 5km Open Water Champion

Kane Radford

### Aunty Brown Trophy

Women's 5km Open Water Champion

Joyce Wiegersma







## 2007-2008 Regional Trophies



### 1914-1918 War Memorial Shield

Regional points at NZ Age Group Championships.

Auckland 46 points

### Yaldhurst Shield

Regional points at NZ Open Championships.

Auckland 24 points



### Freyberg Shield

Regional points at NZ Age Group and NZ Open Championships.

Auckland 2819.5

### Denis Blundell Trophy

Regional points at Division II Competition.

Auckland 908.5 points

## 2007-2008 Club Trophies

### Cain Trophy

Club Points 2008 Division II, NZ Age Groups & NZ Opens Championships.

North Shore Swimming 1435.5 points

### Duncan Laing Trophy

Club Points 2007 NZ Summer, 2008 NZ Age Groups & NZ Opens Championships.

North Shore Swimming 1110 points

### Top Club Trophy

|                                 |                      |               |
|---------------------------------|----------------------|---------------|
| 2008 NZ Junior Championships    | Howick Pakuranga     | 451.50 points |
| 2008 NZ Age Group Championships | North Shore Swimming | 733 points    |
| 2008 Division II Competition    | North Shore Swimming | 266 points    |
| 2008 NZ Open Championships      | North Shore Swimming | 355.50 points |



## Our Squads

### Pinnacle A - 2007

|                   |                |          |                           |
|-------------------|----------------|----------|---------------------------|
| Corney Swanepoel  | 100 BF         | HP Squad | Jan Cameron/Thomas Ansorg |
| Moss Burmester    | 200 BF         | HP Squad | Jan Cameron/Thomas Ansorg |
| Dean Kent         | 200 IM, 400 IM | HP Squad | Jan Cameron/Thomas Ansorg |
| Hannah McLean     | 200 BK         | HP Squad | Jan Cameron/Thomas Ansorg |
| Melissa Ingram    | 200 BK         | HP Squad | Jan Cameron/Thomas Ansorg |
| Natalie Wiegersma | 400 IM         | SPTSL    | Jeremy Duncan             |
| Helen Norfolk     | 200 IM, 400 IM | HP Squad | Jan Cameron/Thomas Ansorg |

### Pinnacle A - 2008 to 30 June

|                  |                |          |                           |
|------------------|----------------|----------|---------------------------|
| Glenn Snyders    | 100 BR, 200 BR | HP Squad | Jan Cameron/Thomas Ansorg |
| Moss Burmester   | 100 BF, 200 BF | HP Squad | Jan Cameron/Thomas Ansorg |
| Corney Swanepoel | 100 BF         | HP Squad | Jan Cameron/Thomas Ansorg |
| Dean Kent        | 200 IM         | NSSAK    | Scott Talbot-Cameron      |
| Melissa Ingram   | 100 BK, 200 BK | HP Squad | Jan Cameron/Thomas Ansorg |
| Elizabeth Coster | 100 BK         | HP Squad | Jan Cameron/Thomas Ansorg |
| Helen Norfolk    | 200 IM, 400 IM | HP Squad | Jan Cameron/Thomas Ansorg |

### Pinnacle B - 2007

|                          |                                |          |                           |
|--------------------------|--------------------------------|----------|---------------------------|
| Robert Voss              | 200 FR, 400 FR                 | NSSAK    | Jan Cameron/Thomas Ansorg |
| Cameron Gibson           | 50 FR, 100 FR, 100 BK          | NSSAK    | Kim Swanwick              |
| Orinoco Faamausili-Banse | 50 FR                          | LMEAK    | Glenn Hamblyn             |
| Mark Herring             | 50 FR, 100 FR                  | WAQAK    | Donna Bouzaid             |
| Michael Jack             | 200 FR                         | WAQAK    | Donna Bouzaid             |
| Corney Swanepoel         | 50 FR, 100 FR                  | HP Squad | Jan Cameron/Thomas Ansorg |
| Moss Burmester           | 200 FR, 400 FR, 100 BF         | HP Squad | Jan Cameron/Thomas Ansorg |
| Kane Radford             | 1500 FR                        | AQRBP    | Donna Bouzaid             |
| Bryn Murphy              | 1500 FR                        | WVSOT    | Andy Adair                |
| Kurt Bassett             | 100 BK, 200 BK                 | LMEAK    | Glenn Hamblyn             |
| John Zulch               | 200 BK                         | NSSAK    | Scott Talbot-Cameron      |
| Glenn Snyders            | 100 BR, 200 BR                 | HP Squad | Jan Cameron/Thomas Ansorg |
| Dean Kent                | 200 BR                         | NSSAK    | Scott Talbot-Cameron      |
| Andrew McMillan          | 200 FR, 400 FR, 200 BF         | NSSAK    | Jan Cameron/Thomas Ansorg |
| Alison Fitch             | 50 FR                          | NSSAK    | Jan Cameron/Thomas Ansorg |
| Te Rina Taite            | 50 FR, 100 FR                  | JASCB    | Kim Swanwick              |
| Hannah McLean            | 100 FR, 100 BK                 | HP Squad | Jan Cameron/Thomas Ansorg |
| Lauren Boyle             | 100 FR                         | WAQAK    | Donna Bouzaid             |
| Helen Norfolk            | 100 FR, 200 FR, 400 FR, 800 FR | HP Squad | Jan Cameron/Thomas Ansorg |
| Cara Baker               | 400 FR, 800 FR                 | KWIMW    | Trevor Nicholls           |
| Elizabeth Coster         | 100 BK, 100 BF                 | HP Squad | Jan Cameron/Thomas Ansorg |
| Annabelle Carey          | 100 BR                         | AQGCB    | Alastair Johnston         |
| Kelly Bentley            | 200 BR                         | CAPWN    | Gary Hurring              |
| Melissa Ingram           | 100 BK                         | HP Squad | Jan Cameron/Thomas Ansorg |
| Penelope Marshall        | 200 BK                         | NSSAK    | Scott Talbot-Cameron      |
| Natalie Wiegersma        | 200 IM                         | SPTSL    | Jeremy Duncan             |
| Orinoco Faamausili-Banse | 50 FR, 100 FR                  | LMEAK    | Glenn Hamblyn             |
| Mark Herring             | 50 FR, 100 FR                  | WAQAK    | Donna Bouzaid             |
| Cameron Gibson           | 50 FR, 100 FR                  | NSSAK    | Kim Swanwick              |



## Our Squads

### Pinnacle B – 2008 to June

|                   |                                |          |                           |
|-------------------|--------------------------------|----------|---------------------------|
| Andrew McMillan   | 200 FR, 100 BF, 200 BF         | NSSAK    | Jan Cameron/Thomas Ansorg |
| Michael Jack      | 200 FR                         | WAQAK    | Donna Bouzaid             |
| Robert Voss       | 200 FR, 400 FR                 | NSSAK    | Jan Cameron/Thomas Ansorg |
| Moss Burmester    | 400 FR                         | HP Squad | Jan Cameron/Thomas Ansorg |
| Kane Radford      | 1500 FR                        | AQRBP    | Donna Bouzaid             |
| Bryn Murphy       | 1500 FR                        | WVSOT    | Andy Adair                |
| Daniel Bell       | 100 BK, 200 BK, 100 BF         | WAQAK    | Donna Bouzaid/Simon Mayne |
| Kurt Bassett      | 100 BK, 200 BK                 | LMEAK    | Glenn Hamblyn             |
| Gareth Kean       | 100 BK                         | CAPWN    | Gary Hurring              |
| Cameron Stanley   | 100 BK, 200 BK                 | NSSAK    | Scott Talbot-Cameron      |
| John Zulch        | 100 BK, 200 BK                 | NSSAK    | Scott Talbot-Cameron      |
| Dean Kent         | 200 BR, 400 IM                 | NSSAK    | Scott Talbot-Cameron      |
| Matt Thomas       | 100 BF                         | NSSAK    | Scott Talbot-Cameron      |
| Andre Blyth       | 200 BF                         | WHACB    | Andy McLav                |
| Hayley Palmer     | 50 FR, 100 FR, 200 FR          | NSSAK    | Scott Talbot-Cameron      |
| Te Rina Taite     | 50 FR, 100 FR                  | JASCB    | Kim Swanwick              |
| Lauren Boyle      | 100 FR, 200 FR, 400 FR, 800 FR | NSSAK    | Terri McKeever            |
| Amaka Gessler     | 100 FR                         | AQGCB    | Alastair Johnston         |
| Helen Norfolk     | 200 FR, 400 FR, 800 FR         | HP Squad | Jan Cameron/Thomas Ansorg |
| Natasha Hind      | 200 FR, 400 Fr                 | CAPWN    | Gary Hurring              |
| Melissa Ingram    | 200 FR                         | HP Squad | Jan Cameron/Thomas Ansorg |
| Penelope Marshall | 200 BK                         | NSSAK    | Scott Talbot-Cameron      |
| Annabelle Carey   | 100 BR                         | AQGCB    | Alastair Johnston         |
| Zoe Baker         | 100 BR                         | JASCB    | Kim Swanwick              |
| Elizabeth Coster  | 100 BF                         | HP Squad | Jan Cameron/Thomas Ansorg |

### Youth Gold (800 points)

Note: Youth points detailed are the highest points in the period July 07 – June 08

|                          |    |       |     |         |            |                      |
|--------------------------|----|-------|-----|---------|------------|----------------------|
| Hayley Palmer            | 89 | NSSAK | 932 | 100 FR  | OPENS 08   | Scott Talbot-Cameron |
| Kurt Bassett             | 90 | LMEAK | 926 | 200 BK  | OPENS 08   | Glenn Hamblyn        |
| Orinoco Faamausili-Banse | 90 | LMEAK | 918 | 50 FR   | OPENS 08   | Glenn Hamblyn        |
| Daniel Bell              | 90 | WAQAK | 911 | 100 BK  | OPENS 08   | Donna Bouzaid        |
| Natalie Wiegiersma       | 90 | SPTSL | 899 | 200 IM  | NZSPRING07 | Jeremy Duncan        |
| Cara Baker               | 90 | KWIMW | 891 | 400 FR  | TT07       | Trevor Nicholls      |
| Annabelle Carey          | 89 | AQGCB | 870 | 100 BR  | NZSPRING07 | Alastair Johnston    |
| Penelope Marshall        | 89 | NSSAK | 867 | 200 BK  | NZSPRING07 | Scott Talbot-Cameron |
| Shane Patience           | 90 | WVSOT | 860 | 1500 FR | NZ SUM07   | Andy Adair           |
| Tash Hind                | 89 | CAPWN | 859 | 200 FR  | OPENS 08   | Gary Hurring         |
| Andre Blyth              | 89 | WHACB | 854 | 200 BF  | OPENS 08   | Andy McLav           |
| Kane Radford             | 90 | AQRBP | 850 | 1500 FR | OPENS 08   | Donna Bouzaid        |
| Emily Thomas             | 90 | COMHP | 849 | 100 BK  | NZSPRING07 | Greg Meade           |
| Amaka Gessler            | 90 | AQGCB | 849 | 100 FR  | OPENS 08   | Alastair Johnston    |
| Kelly Bentley            | 89 | COMHP | 848 | 200 BR  | NZSPRING07 | Greg Meade           |
| Julia Wright             | 91 | HPKCO | 844 | 800 FR  | NZ SUM07   | Horst Miede          |
| Jessie Blundell          | 90 | NSSAK | 834 | 200 BK  | NZ SUM07   | Scott Talbot-Cameron |
| Gareth Kean              | 91 | CAPWN | 829 | 100 BK  | NAGs 08    | Gary Hurring         |
| Natasha Simpson          | 89 | WAQAK | 828 | 200 FR  | OPENS 08   | Donna Bouzaid        |
| Ellen Quirke             | 92 | CAPWN | 825 | 200 IM  | OPENS 08   | Gary Hurring         |
| Cameron Burrows          | 91 | HPKCO | 821 | 800 FR  | TT07       | Horst Miede          |
| Abby Shaw                | 90 | AQGCB | 818 | 200BF   | NZSPRING07 | Alastair Johnston    |





## Our Squads

### Youth Gold (800 points)

|                      |    |       |     |         |            |                |
|----------------------|----|-------|-----|---------|------------|----------------|
| Brett Newall         | 89 | WAQAK | 812 | 400 IM  | NZ SUM07   | Donna Bouzaid  |
| Carmen Ooi           | 90 | WAQAK | 811 | 400 IM  | NZ SUM07   | Simon Mayne    |
| Shaun Burnett        | 90 | NSSAK | 809 | 200 BF  | OPENS 08   | Gary Francis   |
| John Gatfield        | 90 | SZRWN | 806 | 200 BK  | NZSPRING07 | Frank Tourelle |
| Dylan Dunlop-Barrett | 91 | BLBTR | 806 | 1500 FR | OPENS 08   | Sue Southgate  |
| Grace Francis        | 90 | NSSAK | 803 | 400 IM  | NZ SUM07   | Gary Francis   |

### Youth Silver (750 points)

|                      |    |       |     |         |            |                      |
|----------------------|----|-------|-----|---------|------------|----------------------|
| Amini Fonua          | 89 | WAQAK | 798 | 100 BR  | OPENS 08   | Donna Bouzaid        |
| Starn Simpson        | 91 | WAQAK | 798 | 100 BR  | OPENS 08   | Simon Mayne          |
| Anamaria Clarke      | 91 | WAQAK | 797 | 100 BK  | NAGs 08    | Simon Mayne          |
| Samantha Lucie-Smith | 92 | KRIWN | 797 | 400 IM  | OPENS 08   | Steve Francis        |
| Clair Benson         | 91 | SUNHP | 792 | 200 FR  | NZSPRING07 | Darin Muma           |
| Matthew Glassford    | 90 | ALXOT | 791 | 200 BR  | OPENS 08   | Gennadiy Labara      |
| Hannah Jones         | 91 | GDLHP | 787 | 400 FR  | NAGs 08    | Noel Hardgrave-Booth |
| Kelsey Moffatt       | 90 | CAPWN | 786 | 200 BK  | NZ SUM07   | Gary Hurring         |
| Samantha Richter     | 89 | NSSAK | 784 | 100 FR  | OPENS 08   | Scott Talbot-Cameron |
| Katie Robertson      | 90 | CAPWN | 782 | 800 FR  | NZ SUM07   | Gary Hurring         |
| Samantha Lee         | 92 | CAPWN | 779 | 400 FR  | NAG's 08   | Gary Hurring         |
| Pippa Johnston       | 89 | HAMWK | 778 | 400 FR  | NZSPRING07 | John Pike            |
| Phillip Ryan         | 90 | WHLAK | 776 | 1500 FR | NZSPRING07 | Judith Wright        |
| Penelope Hayes       | 91 | AQGCB | 773 | 200 IM  | NZSPRING07 | Alastair Johnston    |
| William Prior        | 89 | WAQAK | 773 | 200 FR  | OPENS 08   | Donna Bouzaid        |
| Anita Roberts        | 89 | CAPWN | 772 | 50 FR   | NZ SUM07   | Gary Hurring         |
| Kendall Reidy        | 91 | CHBHP | 771 | 200 FR  | NZ SUM07   | Felipe Raggio        |
| Phoebe Williams      | 92 | WVSOT | 770 | 800 FR  | NAG's 08   | Andy Adair           |
| Rhys Applegarth      | 90 | WVSOT | 767 | 200 FR  | NZ SUM07   | Andy Adair           |
| Taryn Mackintosh     | 91 | NSSAK | 764 | 100 BK  | NAGs 08    | Scott Talbot-Cameron |
| Isabella Franks      | 89 | CAPWN | 761 | 50 FR   | OPENS 08   | Gary Hurring         |
| Georgia Johnston     | 90 | STRTR | 760 | 100 BK  | TT07       | Clive Wheeler        |
| Alannah Jury         | 91 | NSSAK | 759 | 800 FR  | NZSPRING07 | Gary Francis         |
| Chad Konik           | 90 | NSSAK | 755 | 100 FR  | NAGs 08    | Gary Francis         |
| Mitchell Donaldson   | 92 | NSSAK | 755 | 200 IM  | OPENS 08   | Gary Francis         |
| Kelly Briden         | 91 | KAICB | 753 | 100 BR  | NZ SUM07   | Brigitte Mahan       |
| Paul Benson          | 89 | SUNHP | 753 | 100 BF  | OPENS 08   | Darin Muma           |
| Sam Robinson         | 92 | NSSAK | 751 | 1500 FR | OPENS 08   | Gary Francis         |

### Youth Bronze (700 points)

|                 |    |       |     |         |            |                |
|-----------------|----|-------|-----|---------|------------|----------------|
| Ashley Rupapera | 92 | STRTR | 749 | 100 FR  | NAG's      | Clive Wheeler  |
| Carsten Corazza | 90 | HPKCO | 748 | 200 IM  | TT07       | Horst Mieke    |
| Jake McPhee     | 90 | NSSAK | 746 | 1500 FR | NZSPRING07 | Gary Francis   |
| Zandra Danvers  | 91 | NAQHP | 745 | 200 IM  | NAGs 08    | Mike Lee       |
| Rhys Pryde-Wall | 91 | WVSOT | 744 | 1500 FR | NZ SUM07   | Andy Adair     |
| Sarah Fraser    | 92 | TPOBP | 743 | 400 FR  | OPENS 08   | Peter McCallum |
| Benjamin Stark  | 92 | WAQAK | 740 | 100 FR  | NAG's 08   | Simon Mayne    |
| Rachel Palmer   | 91 | HPKCO | 738 | 400 IM  | NZ SUM07   | Horst Mieke    |
| Georgia Hind    | 92 | CAPWN | 738 | 800 FR  | NAG's 08   | Gary Hurring   |
| Jonathon Pullon | 91 | FFDWK | 737 | 400 FR  | OPENS 08   | Graham Smith   |
| Emma Lowther    | 92 | HPKCO | 736 | 400 FR  | NAG's 08   | Horst Mieke    |
| Duane Hampton   | 90 | HAMWK | 735 | 400 FR  | NAGs 08    | John Pike      |
| Chris Benson    | 90 | SUNHP | 734 | 100 FR  | NZ SUM07   | Darin Muma     |



## Our Squads

### Youth Bronze (700 points)

|                       |    |       |     |        |            |                         |
|-----------------------|----|-------|-----|--------|------------|-------------------------|
| Sally Green           | 89 | SZRWN | 733 | 200 BF | NZ SUM07   | Frank Touelle           |
| Katie Curd            | 91 | CCYAK | 732 | 200 FR | NAGs 08    | Sandra Burrow           |
| Grace Marriner-Duncan | 91 | LMEAK | 731 | 100 FR | NAGs 08    | Glen Hamblyn            |
| Annabelle Simpson     | 90 | QTNOT | 731 | 100 BR | NZ SUM07   | Frank Wylie/Shane Jones |
| Chris Kerr            | 89 | ENTHP | 728 | 50 FR  | NAGs 08    | Gary Martin             |
| Anneke Jenkins        | 89 | GREBP | 728 | 100 BR | OPENS 08   | Tai Daniella            |
| Thomas McEwan         | 91 | CCYAK | 725 | 200 IM | NZ SUM07   | Sandra Burrow           |
| Billie Annetts        | 90 | CHBHP | 725 | 100 BK | NZ SUM07   | Felipe Raggio           |
| Alex Laidlaw          | 92 | AQGCB | 723 | 200 FR | NAG's 08   | Alistair Johnston       |
| Danielle Koni         | 92 | WAQAK | 723 | 100 FR | NAG's 08   | Simon Mayne             |
| Kelsey Lane           | 90 | SZRWN | 722 | 800 FR | NZSPRING07 | Frank Touelle           |
| Alice Sommerville     | 90 | ASTED | 721 | 200 IM | NZ SUM07   | Carl Gordon             |
| Adam McDonald         | 92 | SPTSL | 721 | 100 BF | NAG's 08   | Jeremy Duncan           |
| Ivana Giacon          | 90 | RAUWN | 719 | 200 IM | NZSPRING07 | Jim Floerchinger        |
| Tim Wright            | 90 | KAICB | 719 | 200 FR | NAGs 08    | Brigitte Mahan          |
| Nielsen Varoy         | 91 | METAK | 718 | 50 FR  | NAGs 08    | Jon Winter              |
| Lydia Diver           | 92 | NAQHP | 718 | 100 FR | NAG's 08   | Mike Lee                |
| Rebecca Smith         | 92 | SPTSL | 718 | 800 FR | NAG's 08   | Jeremy Duncan           |
| Andre Smith           | 89 | NAQHP | 714 | 100 BF | NAGs 08    | Mike Lee                |
| Katie Kenneally       | 91 | TAIOT | 714 | 200 IM | OPENS 08   | Gennadiy Labara         |
| Emma Lowther          | 92 | HPKCO | 714 | 400 FR | OPENS 08   | Horst Mieke             |
| Andre Zareian         | 90 | NSSAK | 713 | 200 BK | OPENS 08   | Gary Francis            |
| Carla Van Bommel      | 90 | GREBP | 712 | 800 FR | NAGs 08    | Tai Daniella            |
| Juliette Dowland      | 91 | CAPWN | 712 | 800 FR | NZSPRING07 | Gary Hurring            |
| Michael Johnson       | 90 | QESCB | 712 | 100 FR | OPENS 08   | Glen Findlay            |
| Aimee Bickerton       | 91 | METAK | 711 | 100 FR | NAGs 08    | Jon Winter              |
| Jamie Johns           | 91 | WAQAK | 711 | 100 BR | NZ SUM07   | Simon Mayne             |
| Natalie Bulmer        | 91 | SPTSL | 703 | 800 FR | NZSPRING07 | Jeremy Duncan           |
| Nick Tyrell           | 91 | NEPOT | 703 | 200 IM | NAGs 08    | Gennadiy Labara         |
| Jack Nash             | 91 | JASCB | 702 | 100 BF | NAGs 08    | Peter Burgeon           |
| Lisa Pankhurst        | 89 | SPTSL | 701 | 100 FR | NZ SUM07   | Oscar van Stekelemborg  |
| Beckie Dooley         | 90 | JASCB | 700 | 100 BR | NZ SUM07   | Peter Burgeon           |
| Sara Hablous          | 92 | HAMWK | 704 | 400 FR | NAG's 08   | John Pike               |
| Blake Bassett         | 92 | LMEAK | 704 | 100 BK | OPENS 08   | Glen Hamblyn            |

### Distance Squad

|                    |    |       |     |         |            |                        |
|--------------------|----|-------|-----|---------|------------|------------------------|
| Bryn Murphy        | 86 | WVSOT | 879 | 1500 FR | NZ SUM07   | Andy Adair             |
| Daniel Ryan        | 85 | WHLAK | 862 | 1500 FR | NZ SUM07   | Judith Wright          |
| Joyce Wiegiersma   | 88 | SPTSL | 839 | 1500 FR | NZSPRING07 | Jeremy Duncan          |
| Kirsten Cameron    | 73 | CAPWN | 835 | 800 FR  | NZSPRING07 | Gary Hurring           |
| Matt Woodrow       | 87 | SZRWN | 824 | 1500 FR | NZ SUM07   | Frank Touelle          |
| Laura Baker        | 93 | KWIMW | 803 | 800 FR  | NAGs 08    |                        |
| Verity Hicks       | 88 | HPKCO | 784 | 800 FR  | NZ SUM07   | Horst Mieke            |
| Charlotte Webby    | 88 | LBTR  | 766 | 800 FR  | NZ SUM07   | Sue Southgate          |
| Rebecca Smith      | 92 | SPTSL | 762 | 800 FR  | NZ SUM07   | Oscar van Stekelemborg |
| Chantelle Cowlrick | 86 | CAPWN | 759 | 800 FR  | NZSPRING07 | Gary Hurring           |
| Casey Glover       | 86 | SZRWN | 757 | 1500 FR | NZ SUM07   | Frank Touelle          |
| Chloe Francis      | 93 | NSSAK | 752 | 800 FR  | NZSPRING07 | Gary Francis           |
| Bridget Maher      | 88 | KWIMW | 748 | 800 FR  | NZ SUM07   | Andrew Nicholls        |
| Renee Stothard     | 93 | HPKCO | 736 | 800 FR  | NZSPRING07 | Gary Hollywood         |
| Brett Henehan      | 87 | HPKCO | 709 | 1500 FR | OPENS 08   | Horst Mieke            |
| Sam Gunther        | 86 | CCYAK | 704 | 800 FR  | NZ SUM07   | Ian Burrow             |



## International Officials

### 2007 Trans Tasman Tri-Series

Australia, 2nd - 8th July 2007

Leigh Johns      Matt Meehan

### 2008 Oceania Open Water Swimming Championships

Rotorua 3 & 5 Feb 2008

Liz Agnew      Dave Beattie      Ann Benseman      Rowan Campey      Jo Davidson  
Mandy Elliot      Lesley Huckins      Brent Singer      Yolander Singer

### 9th FINA World Championships (25m)

Manchester, Great Britain, 9-13 April 2008

John West

### XII FINA World Masters Championships

Perth, Australia, 15-25 April 2008

Chris Groothoff

### 5th FINA Open Water Championships

Seville, Spain, 3-8 May 2008

Lesley Mackenzie

### 7th Oceania Swimming Championships

Christchurch, 5-8 June 2008



Liz Agnew      Dave Beattie      Ross Bragg      Christine Cassin      Ron Clarke  
Jo Davidson      Diane Farmer      Tracy Farmer      Lesley Huckins      Robert Johnston  
Alison Lane      Peter McGregor      Allan McMorran      Matt Meehan      Dee Papps  
Esther Price      John Rhodes      Frank Ruddiman      Mike Schout      Graham Seagull  
Lyn Sutherland      Yvonne Voss

### FINA List Officials

#### Referees

List 13      Liz Agnew  
List 13      Chris Groothoff  
List 13      Lesley Huckins  
List 14      Joanne Davidson  
List 14      John West  
Masters 7      Ross Bragg  
Masters 7      Lyall Mortimer  
Masters 7      John West  
Masters 8      John Overwater

#### Starters

List 13      Esther Price  
List 14      Graham Seagull  
Open Water  
OWS 6      Lesley Mackenzie  
OWS 6      John West





## Financial Statements

SNZ has had a very successful year financially. Following last year's deficit the Board approved a budget to provide a surplus which brought the organisations accumulated funds back to positive. Good control of costs and sourcing income has achieved that plan.

The end result is a surplus of \$233,250 and retained earnings of \$6,622. The Board is confident that while our funds base is slim we now have a strong cash situation through funds received in advance and have systems in place to monitor expenditure in the coming year. These will allow us to operate in a prudent but less constrained manner over the next 12 months.

Expenditure is down \$645,000 on last year to \$3,373,000. This was dominated by the investment in High Performance programmes which decreased \$511,000 principally on International Tours. High Performance expenditure is \$1,809,500 and comprises 54% of our budget.

Income reduced \$81,000 to \$3,606,000. This was principally not having a FINA contribution to attend World Championships as in the previous year. We still remain heavily reliant on SPARC for 53% of our funds. However Management have been successful in maintaining a diversity of external funding sources including \$112,500 in sponsorship, \$433,500 from Gaming Trusts and \$205,000 from Water Safety New Zealand.

The Audit Risk and Finance Committee placed emphasis throughout the year on encouraging management to curtail costs, introduce a higher level of user pays contribution and negotiate increased funding for the extended programmes we are operating. Staff are to be congratulated on what they achieved. Next year's budget will be a mix of building a sustainable base of funds whilst delivering an increased level of programmes.

Audit, Risk and Finance Committee reviewed the potential risks to the organisation and focused primarily on the financial vulnerability.



# Financial Statements

*SWIMMING NEW ZEALAND INCORPORATED*

---

**FINANCIAL STATEMENTS  
FOR THE YEAR ENDED 30 JUNE 2008**

| <b>Contents</b>                         | <b>Page</b> |
|---|-------------|
| Society Directory                       | 1           |
| Auditors Report                         | 2           |
| Statement of Financial Performance      | 3           |
| Statement of Movements in General Funds | 4           |
| Statement of Financial Position         | 5           |
| Notes to the Financial Statements       | 6           |

---

29 August 2008



# Financial Statements

*SWIMMING NEW ZEALAND INCORPORATED*

---

**SOCIETY DIRECTORY  
AS AT 30 JUNE 2008**

***President:*** Murray Coulter

***Chief Executive Officer:*** Mike Byrne

***Auditors:*** Accountants Plus





# Financial Statements

SWIMMING NEW ZEALAND INCORPORATED

## STATEMENT OF FINANCIAL PERFORMANCE FOR THE YEAR ENDED 30 JUNE 2008

|  | <i>Note</i> | <i>This Year</i> | <i>Last Year</i> |
|--|-------------|------------------|------------------|
| <b>INCOME</b>                            |             |                  |                  |
| Affiliations                             |             | 245,863          | 249,573          |
| Events                                   |             | 196,205          | 134,973          |
| Gaming                                   |             | 433,496          | 573,004          |
| Interest                                 |             | 7,335            | 1,724            |
| Other                                    |             | 47,477           | 106,646          |
| Programme Fees                           |             | 275,964          | 226,242          |
| SPARC                                    | <b>2</b>    | 1,902,623        | 1,970,068        |
| Sponsorship                              | <b>3</b>    | 112,544          | 99,192           |
| User Pays                                |             | 179,530          | 108,274          |
| Water Safety New Zealand                 |             | 205,194          | 218,002          |
|  |             | <u>3,606,231</u> | <u>3,687,698</u> |
| <b>EXPENSES</b>                          |             |                  |                  |
| Accountancy                              |             | 21,412           | 11,041           |
| Administration                           |             | 519,728          | 492,419          |
| Audit                                    |             | 10,800           | 7,500            |
| Bad Debts                                |             | -                | 12,393           |
| Consultation / Communication / Marketing |             | 37,643           | 132,960          |
| Depreciation                             |             | 23,444           | 27,173           |
| Education                                |             | 602,661          | 657,724          |
| Events                                   |             | 313,955          | 282,118          |
| Governance                               |             | 27,295           | 46,329           |
| High Performance Athlete / Coach Support |             | 420,895          | 524,631          |
| High Performance International Team      |             | 682,333          | 1,200,783        |
| High Performance Programmes / Other      |             | 706,263          | 595,414          |
| Legal                                    |             | 4,047            | 27,530           |
| Loss on Sale                             |             | 2,505            | -                |
|  |             | <u>3,372,981</u> | <u>4,018,015</u> |
| <b>TOTAL EXPENSES</b>                    |             |                  |                  |
|  |             | <u>3,372,981</u> | <u>4,018,015</u> |
| <b>NET SURPLUS (DEFICIT)</b>             |             | <u>233,250</u>   | <u>(330,317)</u> |

The accompanying notes form part of these financial statements.



## Financial

## Statements

*SWIMMING NEW ZEALAND INCORPORATED*

---

**STATEMENT OF MOVEMENTS IN GENERAL FUNDS  
FOR THE YEAR ENDED 30 JUNE 2008**

|   | <i>Note</i> | <i>This Year</i> | <i>Last Year</i> |
|---|-------------|------------------|------------------|
| <b>GENERAL FUNDS AT START OF PERIOD</b> |             | (226,628)        | 195,755          |
| Net Surplus (Deficit) for the Period    |             | 233,250          | (330,317)        |
| Fundamental Change                      |             | -                | (92,066)         |
|   |             | <u>233,250</u>   | <u>(422,383)</u> |
| <b>GENERAL FUNDS AT END OF PERIOD</b>   |             | <u>6,622</u>     | <u>(226,628)</u> |

---

*The accompanying notes form part of these financial statements.*



# Financial

# Statements


SWIMMING NEW ZEALAND INCORPORATED

## STATEMENT OF FINANCIAL POSITION AS AT 30 JUNE 2008

|                                      | <i>Note</i> | <i>This Year</i> | <i>Last Year</i> |
|--------------------------------------|-------------|------------------|------------------|
| <b>GENERAL FUNDS</b>                 |             |                  |                  |
| Accumulated Surplus (Deficit)        |             | 6,622            | (226,628)        |
| <b>CURRENT LIABILITIES</b>           |             |                  |                  |
| Accounts Payable                     | 5           | 662,432          | 402,979          |
| GST Payable                          |             | 15,340           | 119,490          |
| Revenue Received in Advance          | 6           | 239,191          | 176,318          |
|                                      |             | <u>916,963</u>   | <u>698,787</u>   |
| <b>TOTAL FUNDS EMPLOYED</b>          |             | <u>923,585</u>   | <u>472,159</u>   |
| <b>CURRENT ASSETS</b>                |             |                  |                  |
| BNZ Cheque Account                   |             | 171,182          | 210,189          |
| BNZ Term Deposits                    |             | 304,730          | -                |
| Prepayments                          |             | 73,208           | 55,206           |
| Accounts Receivable                  | 4           | 261,480          | 103,377          |
| Stock on Hand                        |             | 73,581           | 42,260           |
|                                      |             | <u>884,181</u>   | <u>411,032</u>   |
| <b>NON CURRENT ASSETS</b>            |             |                  |                  |
| <b>Property, Plant and Equipment</b> |             |                  |                  |
| As per Schedule (at Book Value)      | 7           | 39,404           | 61,127           |
|                                      |             | <u>923,585</u>   | <u>472,159</u>   |

  
\_\_\_\_\_  
President - Murray Coulter

26/8/2008  
Date

  
\_\_\_\_\_  
Chief Executive Officer - Mike Byrne

26/8/2008  
Date

The accompanying notes form part of these financial statements.



# Financial

# Statements

SWIMMING NEW ZEALAND INCORPORATED

---

## NOTES TO THE FINANCIAL STATEMENTS FOR THE YEAR ENDED 30 JUNE 2008

### 1 STATEMENT OF ACCOUNTING POLICIES

These are the financial statements of Swimming New Zealand Incorporated. Swimming New Zealand Incorporated is an Incorporated Society established under the Incorporated Societies Act 1908.

The financial statements have been prepared in accordance with generally accepted accounting principles.

The Society qualifies for differential reporting based on the following criteria:

- It is not publicly accountable and
- The Society is 'not large' as defined by the New Zealand Institute of Chartered Accountants.

The Society has adopted all available differential reporting exemptions.

#### MEASUREMENT SYSTEM

The measurement system adopted is that of historical cost.

#### PARTICULAR ACCOUNTING POLICIES

The following is a summary of the significant accounting policies adopted by the Society in the preparation of these financial statements.

##### Property, Plant and Equipment

Property, plant and equipment are included at cost less aggregate depreciation provided at the maximum rates allowed by the Inland Revenue Department. Property, plant and equipment that are leased under a specified lease for the purposes of the Income Tax Legislation are capitalised and depreciated. The depreciation rates used are:

|                      | <i>Rate</i> | <i>Method</i> |
|----------------------|-------------|---------------|
| Office Equipment     | 13 - 48%    | DV            |
| Furniture & Fittings | 12 - 25%    | DV            |

##### Valuation of Inventories

Inventories are valued at the lower of cost and net realisable value. Cost has been assigned to inventory items on hand at balance date using the first-in first-out basis.

##### Grants

Grants received are included in operating revenue. If particular conditions are attached to a grant that would require it to be repaid if these conditions are not met, then the grant is recorded as a liability until the conditions are satisfied.

##### Accounts Receivable

Accounts receivable are stated at their estimated realisable value.

##### Goods and Services Tax

Financial information in these accounts is recorded exclusive of GST with the exception of receivables and payables, which include GST. GST payable or receivable at balance date is included in the appropriate category in the Statement of Financial Position.

##### Comparative Figures

Comparative figures for the preceding period relate to a period of 12 months.

##### Changes in Accounting Policies

There have been no specific changes in accounting policies and they have been applied on a consistent basis with those of the previous period.





SWIMMING NEW ZEALAND INCORPORATED

**NOTES TO THE FINANCIAL STATEMENTS  
FOR THE YEAR ENDED 30 JUNE 2008**

| <b>2</b> | <b>SPARC</b>                       | <b>This Year</b> | <b>Last Year</b> |
|----------|------------------------------------|------------------|------------------|
|          | General                            | 143,149          | 155,066          |
|          | High Performance                   | 1,365,000        | 1,381,667        |
|          | Education                          | 101,250          | 82,500           |
|          | PEGS                               | 293,224          | 350,835          |
|          |                                    | <u>1,902,623</u> | <u>1,970,068</u> |
| <b>3</b> | <b>SPONSORSHIP</b>                 | <b>This Year</b> | <b>Last Year</b> |
|          | Arena International                | 15,000           | 22,500           |
|          | Absolute Insurance                 | 78,022           | 75,000           |
|          | New Zealand Racing Board           | -                | 1,692            |
|          | Other                              | 19,522           | -                |
|          |                                    | <u>112,544</u>   | <u>99,192</u>    |
| <b>4</b> | <b>ACCOUNTS RECEIVABLE</b>         | <b>This Year</b> | <b>Last Year</b> |
|          | Trade Debtors                      | 262,748          | 108,301          |
|          | Provision for Doubtful Debts       | (1,268)          | (4,924)          |
|          |                                    | <u>261,480</u>   | <u>103,377</u>   |
| <b>5</b> | <b>ACCOUNTS PAYABLE</b>            | <b>This Year</b> | <b>Last Year</b> |
|          | Trade Creditors                    | 543,147          | 306,524          |
|          | Accrued Expenses                   | 39,312           | 16,996           |
|          | Provision For Holiday Pay          | 79,973           | 79,459           |
|          |                                    | <u>662,432</u>   | <u>402,979</u>   |
| <b>6</b> | <b>REVENUE RECEIVED IN ADVANCE</b> | <b>This Year</b> | <b>Last Year</b> |
|          | SPARC Funding                      | 131,851          | 56,250           |
|          | PM Scholarships                    | 94,984           | 22,572           |
|          | Gaming Trusts                      | -                | 95,996           |
|          | Other                              | 12,356           | 1,500            |
|          |                                    | <u>239,191</u>   | <u>176,318</u>   |



SWIMMING NEW ZEALAND INCORPORATED

---

**NOTES TO THE FINANCIAL STATEMENTS  
FOR THE YEAR ENDED 30 JUNE 2008**

**7 PROPERTY, PLANT AND EQUIPMENT SUMMARY**

|                         | <i>Cost</i>    | <i>Depreciation</i> | <i>Accum<br/>Depn</i> | <i>Book Value</i> |
|-------------------------|----------------|---------------------|-----------------------|-------------------|
| <b><i>This Year</i></b> |                |                     |                       |                   |
| Office Equipment        | 120,309        | 18,434              | 97,331                | 22,978            |
| Furniture & Fittings    | 33,811         | 5,010               | 17,385                | 16,426            |
|                         | <u>154,120</u> | <u>23,444</u>       | <u>114,716</u>        | <u>39,404</u>     |
| <b><i>Last Year</i></b> |                |                     |                       |                   |
| Office Equipment        | 125,279        | 20,341              | 85,781                | 39,498            |
| Furniture & Fittings    | 41,572         | 6,832               | 19,943                | 21,629            |
|                         | <u>166,851</u> | <u>27,173</u>       | <u>105,724</u>        | <u>61,127</u>     |

**8 CONTINGENT LIABILITIES**

There are no contingent liabilities at year end (30 June 2007: \$Nil).

**9 OPERATING LEASE COMMITMENTS**

|   | <i>This Year</i> | <i>Last Year</i> |
|---|------------------|------------------|
| <b><i>Operating Lease Commitments</i></b> |                  |                  |
| Less than one year                        | 18,083           | 43,395           |
| 1 -2 years                                | 622              | 24,860           |
| 2 - 5 years                               | -                | 622              |
|   | <u>18,705</u>    | <u>68,877</u>    |

